HAJJ







Overview Plan (1)

- **Introduction:**
  - Excellence of Hajj
  - The Hajj Mabrur (الحج المبرور)
- **Important issues in Hajj:**
  - When Hajj was made obligatory?
  - Hajj Conditions.
  - Hajj of Women / Children / Slave
- **Preparation for Hajj**
- **What to Take**
- **Hajj & Umrah Related Definitions**
- **Time of Hajj**
- **Types of Hajj**

Overview Plan (2)

- **Geography of Hajj & Umrah:**
  - Mawaqeet
  - Haram of Makkah
- **The Journey:**
  - Day of Departure
  - Arrival at Jeddah
- **Umrah Step by Step:**
  - Ihram & Talbiyah - الإحرام والتلبية
  - Tawaf - الطواف
  - Sa'y between Safa and Marwah - السعي بين الصفا و المروة
  - Halq or Taqseer (Shaving or Hair Cutting) - الحلق أو التقصير
- **Staying in Makkah**

Overview Plan (3)

- **Hajj Step by Step:**
  - **8th Dhul-Hijjah:**
    - Ihram - الإحرام
    - Mina - منى
  - **9th Dhul-Hijjah:**
    - Arafah - عرفة
    - Muzdalifah - مزدلفة (night)
  - **10th Dhul-Hijjah:**
    - Ramy (Jamrat Al-'Aqabah) - الرمي
    - NaHr (sacrifice) - النحر
    - Halq (shave hair of the head) - الحلق أو التقصير
    - Tawaf Al-IfaDah - طواف الإفاضة
    - Sa'y between Safa and Marwa - السعي بين الصفا و المروة
  - **11th, 12th & 13th Dhul-Hijjah:**
    - Ramy (throw pebbles at the 3 Jamarat) - الرمي
  - **Last day:**
    - Tawaf Al-Wada' (Farewell Tawaf) - طواف الوداع

Overview Plan (4)

- **Recap:**
  - Pillars
  - Obligations
- **Visiting Madinah:**
  - Haram of Madinah
  - Merits of Madinah
  - Visiting the Prophet's Masjid
  - Visiting Masjid Quba
  - Visiting al-Baqee' graveyard

Excellence of Hajj (1)

The Prophet (صلى الله عليه وسلم) said: "Umrah is an expiation for the sins committed between it and the previous Umrah; and the reward of Hajj Mabrur (i.e., one accepted) is nothing but Jannah." [Bukhari and Muslim]	عن أبي هريرة أن رسول الله صلى الله عليه وسلم قال: « العمرة إلى العمرة كفارة لما بينهما والحج المبرور ليس له جزاء إلا الجنة »]البخاري ومسلم [
Narrated Abu Hurairah: The Prophet (صلى الله عليه وسلم) said: "Whoever performs hajj and does not commit any obscenity nor commit any evil, will return as sinless as a new-born child." [Bukhari and Muslim]	عن أبي هريرة قال: سمعت النبي ص يقول: « من حجّ فلم يرفث ولم يفسق رجع كيوم ولدته أمه. »] لفظ البخاري [ولفظ مسلم: « من أتى هذا البيت فلم يرفث ولم يفسق رجع كيوم ولدته أمه »

Excellence of Hajj (2)

Aisha reported, Allah's Messenger said: "There is no day when Allah sets free more servants from Hell Fire than the Day of Arafah. He draws near, then praises them to the angels, saying: What do these seek?" [Muslim]	عن عائشة قالت: أن رسول الله صلى الله عليه وسلم قال: « ما من يوم أكثر من أن يعتق الله فيه عبدا من النار من يوم عرفة وإنه ليدنو ثم يباهي بهم الملائكة فيقول ما أراد هؤلاء » [مسلم]
Abdullah ibn Masuood reported that the Prophet said: "Alternate between Hajj and Umrah, for these two remove poverty and obliterate sins just as the blacksmith's bellows removes all impurities from metals like iron, gold and silver. The reward for Hajj Mabrur is nothing short of Paradise." [Nasaee & Tirmidhi]	عَنْ ابن مسعود قالَ: قالَ رَسُولُ اللهِ صلى اللهُ عَلَيْهِ وَسَلَمَ: « تَابِعُوا بَيْنَ الْحَجِّ وَالْعُمْرَةِ فَإِنهُمَا يَنفِيَان الفقرَ وَالذنوبَ كمَا يَنفِي الْكِيرُ خَبَثَ الحَدِيدِ وَالذهَبِ وَالفِضَّةِ وَليْسَ لِلْحَجِّ المَبْرُور ثَوَابٌ دُونَ الْجَنةِ » [النسائي والترمذي]

Excellence of Hajj (3)

Abdullah ibn ‘Amr ibn Al’aas sad: when Allah made Islaam enter my heart I came to the Messenger and said: ”stretch your hand so I can give my pledge” when he stretched his hand I pulled out. He asked “what is the matter ‘Amr”? I said ”on a condition” “What condition” he said. I replied “that I will be forgiven (for all the sins in the past)” he said “Did you know not that (entering) Islam wipes all sins before. Also migration and Hajj does the same.” [Muslim]

عن عمرو بن العاص قال:

لَمَّا جَعَلَ اللَّهُ الإِسْلاَمَ فِى قَلْبِى أَتَيْتُ النَّبِىَّ فَقُلْتُ ابْسُطْ يَمِينَكَ فَلأُبَايِعْكَ. فَبَسَطَ يَمِينَهُ، قَالَ فَقَبَضْتُ يَدِى. قَالَ « مَا لَكَ يَا عَمْرُو » قَالَ قُلْتُ أَرَدْتُ أَنْ أَشْتَرِطَ. قَالَ «تَشْتَرِطُ بِمَاذَا» قُلْتُ أَنْ يُغْفَرَ لِى. قَالَ « أَمَا عَلِمْتَ أَنَّ الإِسْلاَمَ يَهْدِمُ مَا كَانَ قَبْلَهُ وَأَنَّ الْهِجْرَةَ تَهْدِمُ مَا كَانَ قَبْلَهَا وَأَنَّ الْحَجَّ يَهْدِمُ مَا كَانَ قَبْلَهُ » [مسلم]

Abdullah reported that the Prophet (صلى الله عليه وسلم) said: “ ”

[Saheeh At-Targheeb]

عَن ابن عمر قالَ: قالَ رَسُولُ اللهِ صَلى اللهُ عَلَيْهِ وَسَلَمَ:

« ما ترفع إبل الحاج رجلا ولا تضع يدا إلا كتب الله تعالى له بها حسنة أو محا عنه سيئة أو رفعه بها درجة »

[صحيح الترغيب والترهيب]

Excellence of Hajj (4)

The Prophet was asked: Which deed is the best?'' He replied: "Faith in Allah and His Messenger." Then he was asked: What is next? He replied: "Jihad (fighting) in the Cause of Allah." Then he was asked: What is after that? He replied: "Hajj Mabrur." [B & M]	عن أبي هريرة قال: « سئل النبي أي الأعمال أفضل قال: إيمان بالله ورسوله قيل ثم ماذا قال جهاد في سبيل الله قيل ثم ماذا قال حج مبرور » [البخاري ومسلم]
Aishah said: "O Messenger of Allah! We consider jihad as the best deed. Should we not make jihad?" He replied: "For you (women) the best jihad :Hajj Mabrur." She said: I will not stop making Hajj since I heard this from the Prophet [B] (another narration) she said: Is there an obligatory Jihad on women? He sais: "Yes, a Jihad that has no fighting in it: Performing Hajj and Umrah" [Ahmed]	عن عائشة رضي الله عنها قالت : « قلت يا رسول الله نرى الجهاد أفضل الأعمال، أفلا نجاهد؟ فقال: لكن أفضل الجهاد، حج مبرور. قالت: فلا أدع الحج بعد إذ سمعت هذا من رسول الله » [بخاري] في رواية «قالَتْ يَا رَسُولَ اللَّهِ هَلْ عَلَى النِّسَاءِ مِنْ جِهَادٍ؟ قالَ: نَعَمْ عَلَيْهِنَّ جِهَادٌ لا قِتَالَ فِيهِ الْحَجُّ وَالْعُمْرَةُ» [أحمد]

Excellence of Hajj (5)

[Saheeh At-Targheeb]	عَنِ الْحُسَيْنِ بن عَلِيٍّ قالَ: جَاءَ رَجُلٌ إِلَى إِلَى النَّبِيِّ صَلَّى اللَّهُ عَلَيْهِ وَسَلَّمَ ، فَقَالَ : إِنِّي جَبَانٌ ، وَإِنِّي ضَعِيفٌ، قالَ : « هَلُمَّ إِلَى جِهَادٍ لا شَوْكَةَ فِيهِ ، الْحَجُّ » [صحيح الترغيب والترهيب]
[Saheeh At-Targheeb]	عَنْ أبي هُرَيْرَةَ قالَ : قالَ رَسُولُ اللَّهِ صلى الله عليه وسلم: « مَنْ خَرَجَ حَاجًا فَمَاتَ، كَتَبَ اللَّهُ لَهُ أَجْرَ الْحَاجِّ إِلَى يَوْمِ الْقِيَامَةِ، وَمَنْ خَرَجَ مُعْتَمِرًا فَمَاتَ، كَتَبَ اللَّهُ لَهُ أَجْرَ الْمُعْتَمِرِ إِلَى يَوْمِ الْقِيَامَةِ، وَمَنْ خَرَجَ غَازِيًا فِي سَبِيلِ اللَّهِ فَمَاتَ، كَتَبَ اللَّهُ لَهُ أَجْرَ الْغَازِي إِلَى يَوْمِ الْقِيَامَةِ » [صحيح الترغيب والترهيب]
[Saheeh At-Targheeb]	عَنِ ابْنِ عُمَرَ عَنِ النَّبِيِّ -صلى الله عليه وسلم- قالَ: « الْغَازِى فِى سَبِيلِ اللَّهِ وَالْحَاجُّ وَالْمُعْتَمِرُ وَفْدُ اللَّهِ دَعَاهُمْ فَأَجَابُوهُ وَسَأَلُوهُ فَأَعْطَاهُمْ » [صحيح الترغيب والترهيب]

Excellence of Hajj (6)

[Saheeh At-Targheeb]	عَنْ أبى هُرَيْرَةَ عَنْ رَسُول اللَّهِ -صلى الله عليه وسلم- قالَ: « جِهَادُ الْكَبير وَالصَّغِير وَالضَّعِيفِ وَالْمَرْأَةِ الْحَجُّ وَالْعُمْرَةُ » أُمِّ سَلَمَةَ قالَتْ قالَ رَسُولُ اللَّهِ « الْحَجُّ جِهَادُ كُلِّ ضَعِيفٍ » [صحيح الترغيب والترهيب]
[Saheeh At-Targheeb]	عن أبي سعيد الخدري أن رسول الله قال: « يقول الله: إن عبدا صححت له جسمه ووسعت عليه في المعيشة تمضي عليه خمسة أعوام لا يفد إلي لمحروم » [صحيح الترغيب والترهيب]
[Silsilah Dha'eefah 10/166]	عن عمر بن الخطاب رضي الله عنه قال: « ليمت يهودياً أو نصرانياً (يقولها ثلاث مرات) ؛ رجل مات ولم يحج ، وجد لذلك سعة ، وخليت سبيله » [البيهقي]

Excellence of Hajj (7)

صحيح الترغيب 1112- (حسن لغيره) الطبراني في الكبير والبزار واللفظ له، وابن حبان في صحيحه:

عَن ابْن عُمَرَ، قالَ: كُنْتُ جَالِسًا مَعَ النَّبيِّ فِي مَسْجِدِ مِنًى، فأتَاهُ رَجُلٌ مِنَ الأنْصَار وَرَجُلٌ مِنْ ثَقِيفٍ، فَسَلَّمَا ثُمَّ قالا: يَا رَسُولَ اللَّهِ جِئْنَا نَسْأَلُكَ، فَقَالَ: إنْ شِئْتُمَا أخْبَرْتُكُمَا بِمَا جِئْتُمَانِي تَسْألانِي عَنْهُ فَعَلْتُ، وَإنْ شِئْتُمَا أنْ أمْسِكَ وَتَسْألانِي فَعَلْتُ، فَقالا: أخْبِرْنَا يَا رَسُولَ اللَّهِ، فَقَالَ الثَّقَفِيُّ للأنْصَارِيِّ: سَلْ، فَقَالَ: أخْبِرْنِي يَا رَسُولَ اللَّهِ، فَقَالَ: جِئْتَنِي تَسْألُنِي عَنْ مَخْرَجِكَ مِنْ بَيْتِكَ تَؤُمُّ الْبَيْتَ الْحَرَامَ وَمَا لَكَ فِيهِ، وَعَنْ رَكْعَتَيْكَ بَعْدَ الطَّوَافِ وَمَا لَكَ فِيهِمَا، وَعَنْ طَوَافِكَ بالصَّفَا وَالْمَرْوَةِ وَمَا لَكَ فِيهِ، وَعَنْ وُقُوفِكَ عَشِيَّةَ عَرَفَةَ وَمَا لَكَ فِيهِ، وَعَنْ رَمْيِكَ الْجِمَارَ وَمَا لَكَ فِيهِ، وَعَنْ نَحْرِكَ وَمَا لَكَ فِيهِ، وَعَنْ حَلْقِكَ رَأسَكَ وَمَا لَكَ فِيهِ، وَعَنْ طَوَافِكَ بالْبَيْتِ بَعْدَ ذَلِكَ وَمَا لَكَ فِيهِ مَعَ الإفَاضَةِ، فَقَالَ: وَالَّذِي بَعَثَكَ بالْحَقِّ لَعَنْ هَذا جِئْتُ أسْألُكَ، قالَ: فَإنَّكَ إذا خَرَجْتَ مِنْ بَيْتِكَ تَؤُمُّ الْبَيْتَ الْحَرَامِ لا تَضَعُ نَاقَتُكَ خُفًّا وَلا تَرْفَعُهُ إلَّا كَتَبَ اللَّهُ لَكَ بِهِ حَسَنَةً، وَمَحَى عَنْكَ خَطِيئَةً، وَأمَّا رَكْعَتَاكَ بَعْدَ الطَّوَافِ كَعَتْقِ رَقَبَةٍ مِنْ بَنِي إسْمَاعِيلَ ، وَأمَّا طَوَافُكَ بالصَّفَا وَالْمَرْوَةِ بَعْدَ ذَلِكَ كَعَتْقِ سَبْعِينَ رَقَبَةً، وَأمَّا وُقُوفُكَ عَشِيَّةَ عَرَفَةَ، فَإنَّ اللَّهَ تَبَارَكَ وَتَعَالَى يَهْبِطُ إلَى سَمَاءِ الدُّنْيَا ، فَيُبَاهِي بِكُمُ الْمَلائِكَةَ ، يَقُولُ : عِبَادِي جَاءُونِي شُعْثًا مِنْ كُلِّ فَجٍّ عَمِيقٍ يَرْجُونَ جَنَّتِي ، فَلَوْ كَانَتْ ذُنُوبُكُمْ كَعَدَدِ الرَّمْلِ ، أوْ كَقَطْرِ الْمَطَرِ ، أوْ كَزَبَدِ الْبَحْرِ لَغَفَرْتُهَا، أفِيضُوا عِبَادِي مَغْفُورًا لَكُمْ وَلِمَنْ شَفَعْتُمْ لَهُ وَأمَّا رَمْيُكَ الْجِمَارَ ، فَلَكَ بِكُلِّ حَصَاةٍ رَمَيْتَهَا كَبِيرَةٌ مِنَ الْمُوبِقَاتِ، وَأمَّا نَحْرُكَ فَمَذْخُورٌ لَكَ عِنْدَ رَبِّكَ ، وَأمَّا حِلاقُكَ رَأسَكَ فَلَكَ بِكُلِّ شَعْرَةٍ حَلَقْتَهَا حَسَنَةٌ ، وَيُمْحَى عَنْكَ بِهَا خَطِيئَةٌ ، وَأمَّا طَوَافُكَ بالْبَيْتِ بَعْدَ ذَلِكَ ، فَإنَّكَ تَطُوفُ وَلا ذَنْبَ لَكَ ، يَأتِي مَلَكٌ حَتَّى يَضَعَ يَدَيْهِ بَيْنَ كَتِفَيْكَ فَيَقُولُ : اعْمَلْ فِيمَا يُسْتَقْبَلُ ، فَقَدْ غُفِرَ لَكَ مَا مَضَى.

The Goal: Hajj Mabrur

- Hajj **Mabrur** (an accepted Hajj) is:
  - A Hajj performed with the intention of seeking Allah's pleasure only (complete sincerity)
  - A Hajj performed in accordance to the Sunnah of the Prophet. He said: "Make Hajj according to what I say to you".
  - A Hajj conducted with full obedience to Allah
  - A Hajj which is not followed by disobedience
  - A Haj which includes righteous deeds such as Providing food for pilgrims and spreading good words. Silsilah Sahihah (1264)

Important issues in Hajj (1)

- Hajj is the fifth pillar in Islaam
- Hajj and Umra are obligatory only once in a life: Tamattu' or Qiraan will include both
- Hajj was made obligatory on the 10th year after Hijrah.
- Hajj becomes compulsory immediately once the following conditions are met and one will be sinned if he delayed it:

  1. Muslim. 2. Adult. 3. Sane. 4. Free.
  5. Capable: Health / Safety of route / Transport / Provision / No legitimate excuse for not going (imprisonment, tyrant)
  6. Husband or a Mahram in the case of Women.

  (Mahram has to be Male, Adult & Sane)

Important issues in Hajj (2)

- It is highly recommended for a woman, who fulfilled Hajj conditions, to seek her wali's permission to do her obligatory Hajj. He is sinned If he doesn't allow her and she may do it without his approval.
- A woman must seek her husband's permission to perform a voluntary Hajj. He has right to prevent her.
- A woman making Hajj without a mahram/husband will be sinned but her Hajj will be valid.
- A woman on menses/post-natal does everything the pilgrim do except for Tawaf, sa'ee and prayer.

Important issues in Hajj (3)

- The non-adult and slave Hajj is considered valid. But it will not suffice for their obligatory Hajj once the child becomes adult and the slave becomes free.
- The Hajj of a child is treated as an adult Hajj in terms of fulfilling obligations & avoiding prohibitions. But there will be neither sin nor penalty incurred if the child left an obligation or committed a prohibition. If the child is old enough, he is to be corrected and taught.
- If the child is old enough to distinguish he should be taught to make the Hajj rituals himself, otherwise his guardian will do it on his behalf.
- If a person has just enough money to do either his obligatory Hajj or marriage, then prioritization goes to his persisting needs.

Preparation for Hajj

- Sincerity / Repentance from all past sins.
- Pay / Record all debts.
- Write / Update your will.
- Money used for Hajj should be from Halal sources.
- Try to accompany a knowledgeable person.
- Learn about Hajj & Umrah: Attend lectures / Read
- Learn / Memorize some Du’a from Quran and Sunnah
- Learn how to pray Salat al-Janaazah (funeral prayer)
- Learn the rulings of Salat as-Safar (traveler’s prayer)
- Learn the etiquette of visiting the graves
- Medical checkup

Debts

- Being debt free is not a precondition for performing Hajj.
- But debt is a very serious matter that should not be taken lightly, especially when leaving for Hajj.
- Pay all your debts before going for Hajj, if possible.
- If you are not able to, make arrangements for their payment during your absence, or in the event of your death.
  - Ensure that family members are aware of any outstanding debts.
  - Write an Islamic Will & make sure all your debts are recorded therein.
- If the debt is due then you must settle it or take a permission from the creditor, otherwise you are sinned but Hajj is valid.
- It is permissible to take a loan for Hajj. It will be disliked if it puts one in a financial difficulty incurring a sin for not settling it on time

What to Take (1)

- Prepare travel documents
- When packing things for Hajj, keep in mind:
  - Stay light. Extra items you don't need will just increase the weight you will have to carry around.
  - Take necessary items like your prescription.
  - Choose compact and light items. The camping section is a good place to look in.
  - Do not take valuables. You run the risk of loosing them, and it just adds to your worries.
  - Most items are available in Saudi Arabia, and usually cheaper. The advantage is that you will buy only things that you really need.

What to Take (2)

Essentials

- Ihram towels (for men). 2 sets of towels is preferable for Hajj.
- Medication
- Money (shop around in Saudia to get a better exchange rate)
- Travel Belt / Hajj Belt to carry money. Antitheft belts with metal wire will be safer.

Travel Belt

Hajj Belt

What to Take (3)

Clothing

- Comfortable and modest clothes like Indo-Pak shalwar-qamees as well as the Saudi thoub (a one-piece head-to-toe garment) are ideal and are recommended for men.
- Women wear their normal comfortable clothes. Avoid nylon clothing (uncomfortable in hot weather).
- Warm jacket, especially for Madinah at Fajr time.
- Socks:
  - Men: useful for voluntary Tawafs (not allowed in state of Ihram)
  - Women: useful for Sa'y and all kinds of Tawafs.
- Slippers/sandals/comfortable shoes.



These are OK for Ihram

What to Take (4)

for sleeping

Mainly for the night of Muzdalifah

foam camping mat

fleece blanket/sleeping bag

Inflatable camping **or** travel pillow

What to Take (5)

Miscellaneous

Face masks
(When not in Ihram)

Safety pins for your Ihram garments

Tawaf/Sa'y counter beads

Eye covers

Earplugs

What to Take (6)

Miscellaneous

- Vaseline, band-aids
- Travel size toiletries, nail clipper, small scissors, comb
- A bag to carry your shoes/slippers while inside the Masjid (in Makkah and Madinah)
- A small book of authentic Du’a
- A small bag for pebbles

What to Take (7)
for communication

- Mobile phones:
  - To communicate while in Makkah/Madinah/Mina, especially if traveling with relatives.
  - As MP3 for Quran & lectures
  - As Alarm Clocks.
- Mobile Charger.

Make sure you turn your phone OFF in the Masjid!

What to Take (8)

Essential

A LOT of PATIENCE!!!

- you need it all the way specially towards the end.
- Do not get angry.
- You will see a lot of irritating and misguided behavior. Try to change it with wisdom and nice words if you can control yourself; otherwise keep silent.
- Ask Allah (سبحانه وتعالى) to help you on that.
- Be positive. Hope for the best, but be prepared for the worst.
- Have only one concern: will Allah (سبحانه وتعالى) accept my Hajj?

Months & Days of Hajj

Months of Hajj

- Hijri Calendar:
  - 1. Muharram
  - 2. Safar
  - 3. Rabi' al-Awwal
  - 4. Rabi' al-Thani
  - 5. Jumada al-Ula
  - 6. Jumada al-Thaniya
  - 7. Rajab
  - 8. Shaban
  - 9. Ramadan
  - **10. Shawwal** (شوال)
  - **11. Dhul-Qedah** (ذو القعدة)
  - **12. Dhul-Hijjah** (ذو الحجة)

Days of Hajj

- All in the 12th month, **Dhul-Hijjah**:
  - 8th Dhul-Hijjah: day of Tarwiyah (يوم التروية)
  - 9th Dhul-Hijjah: day of Arafah (يوم عرفة)
  - 10th Dhul-Hijjah: day of NaHr (يوم النحر) (Eid)
  - 11th Dhul-Hijjah: 1st day of tashreeq
  - 12th Dhul-Hijjah: 2nd day of tashreeq
  - 13th Dhul-Hijjah: 3rd day of tashreeq

Days of Tashreeq (أيام التشريق)

Months of Hajj

Kinds of Hajj

- Tamattu' (التمتع)
  - Umra then Hajj during the months of Hajj
  - Pilgrim called Mutamatti' (متمتع)
  - Requires Hady (animal sacrifice)
- Qiran (القِران)
  - Combined Umra and Hajj during the months of Hajj
  - Pilgrim called Qaarin (قارن)
  - Requires Hady (animal sacrifice)
- Ifrad (الإفراد)
  - Hajj only during the months of Hajj
  - Pilgrim called Mufrid (مفرد)
  - Does not require Hady

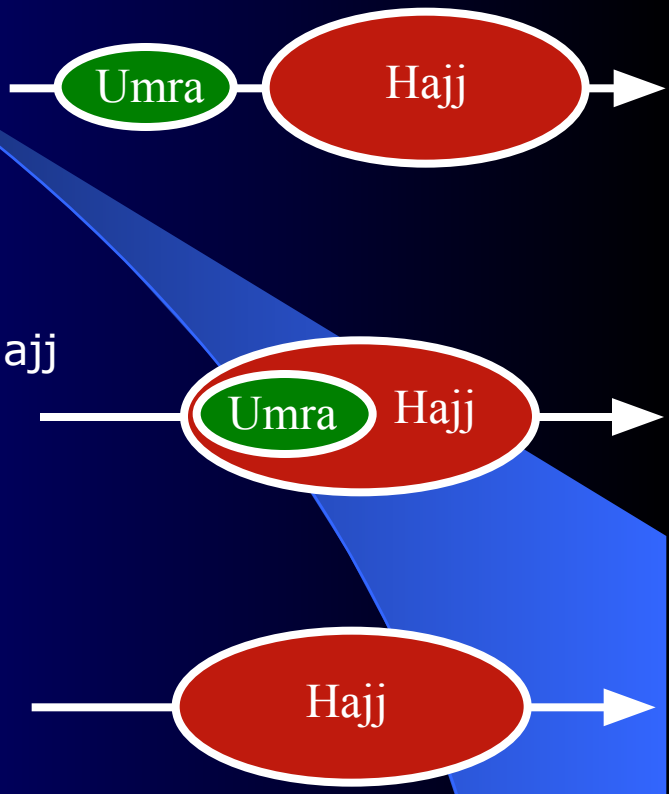

- The Prophet (صلى الله عليه وسلم) commanded his companions to do **Tamattu'**, even though he did Qiran because he brought the Hady (animal for sacrifice) with him.

Where is it located?

- Geography of Hajj -

Mawaqeet (1)

- **Mawaqeet** (مواقيت) is the plural of **Meeqat** (ميقات): the geographical boundary that a person intending Hajj or Umra may not cross without assuming Ihram for Hajj or Umra, or both.
- A Muslim intending Hajj or Umra who crosses the Meeqat without Ihram must return to the Meeqat and make Ihram from there. If he/she does not return and make Ihram from the Meeqat, then he/she is sinned.

Mawaqeet (2)

Narrated Ibn Abbas: Allah's Apostle made **Dhu-l Hulayfa** as the Meeqat for the people of Madinah; **Al-Juhfa** for the people of Sham; **Qarn al-Manazil** for the people of Najd; and **Yalamlam** for the people of Yemen; and these Mawaqeet are for the people at those very places, and besides them for those who come through those places with the intention of performing Hajj and Umra; and whoever is living within these boundaries can assume Ihram from the place he starts, and the people of Makkah can assume Ihram from Makkah. [Bukhari & Muslim]

عن ابن عباس قال: إن النبي صلى الله عليه وسلم وقت لأهل المدينة **ذا الحليفة** ولأهل الشام **الجحفة** ولأهل نجد **قرن المنازل** ولأهل اليمن **يلملم** هن لهن ولمن أتى عليهن من غيرهن ممن أراد الحج والعمرة ومن كان دون ذلك فمن حيث أنشأ حتى أهل مكة من مكة [البخاري ومسلم]

Abu Zubair heard Jabir b. 'Abdullah (رضي الله عنه) as saying: I heard (and I think he carried it directly to the Messenger of Allah) him saying: "For the people of Medina **Dhu'l-Hulaifa** is the place for entering upon the state of Ihram, and for (the people coming through the other way, i. e. Syria) it is **Juhfa**; for the people of Iraq it is **Dbatu 'Irq**; for the people of Najd it is **Qarn (al-Manazil)** and for the people of Yemen it is **Yalamlam**." [Muslim]

عن أبي الزبير عن جابر قال: سمعت أحسبه رفع الحديث إلى رسول الله قال: مهل أهل المدينة من **ذي الحليفة**، والطريق الآخر **الجحفة**، ومهل أهل العراق من **ذات عرق**، ومهل أهل نجد من **قرن**، ومهل أهل اليمن من **يلملم** . [مسلم]

- Dhu-l Hulayfah (ذو الحُليفة)
  - Coming from Madinah
  - Other names: Abyar Ali
  - ~255 miles North of Makkah

- Al Juhfah (الجُحفة)
  - Coming from North Africa, Syria, …
  - 116 miles North West of Makkah
  - Rabigh: 127 miles North West of Makkah

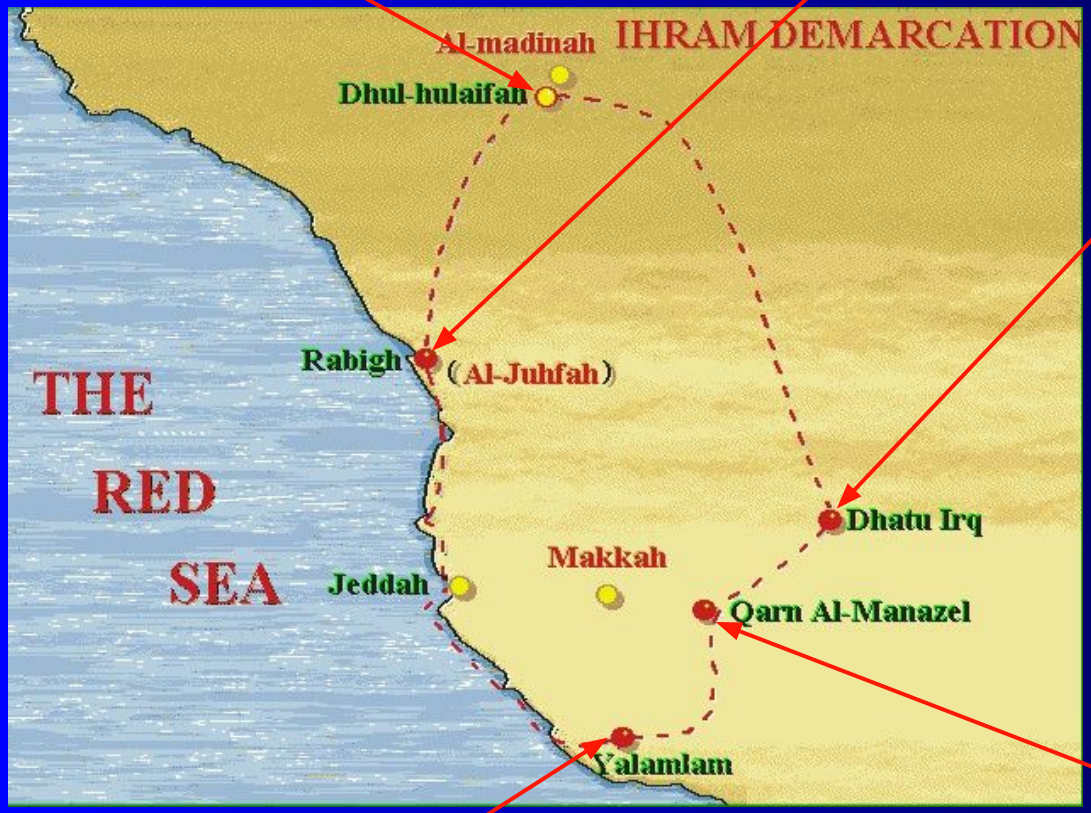

- Dhatu 'Irq (ذات عرق)
  - Coming from 'Iraq
  - Other names: Al Dhareeba
  - 55 miles North East of Makkah

- Qarn Al Manazil (قرن المنازل)
  - Coming from Najd (Ryadh, …), UAE, …
  - Other names: Qarn al-Manazil is a valley, the northern part is called As-Sayl al-Kabeer, and the southern part is called Wadi Mahram. The distance between the two is about 20 miles.
  - 50 miles East of Makkah

- Yalamlam (يلملم)
  - Coming from Yemen
  - Other names: As-Sa'diya
  - 80 miles South of Makkah

Haram of Makkah
حَرَمُ مكة

- The **Haram of Makkah** is the sanctified area surrounding Makkah. It was delimited by Ibraheem (عليه الصلاة والسلام) under the guidance of Jibreel (عليه السلام).
- After Fath (repossession of) Makkah, the Prophet sent Tameem Ibn Asad al-Khuza'ee to renew the boundaries of the Haram.
- Flags have been put on the mountains and hills to indicate the limits of the Haram.
- **Area** of the Haram = 212 mi^2 (550 Km^2)
- **Perimeter** of the Haram = 79 mi (127 Km)

Restrictions while in the Haram of Makkah

- These restrictions apply to everyone during any time of the year, whether in a state of Ihram or not.
- These restrictions apply also to the haram of Madinah as well.
- Its plants must not be cut except Ithkhir (scented grass used in houses & graves). There is a sin & no penalty.
- Its game must not be frightened. There is a sin & no penalty.
- Its game must not be hunted. There is a sin & no penalty unless in a state of Ihram, an equivalent animal is to be slaughtered.
- Articles lost in it must not be picked up except by someone announcing to find the owner or to hand it to lost & found office,
- Not to bear arms for fighting in it. There is a sin & no penalty.

Haram Boundary

Haram of Makkah - map

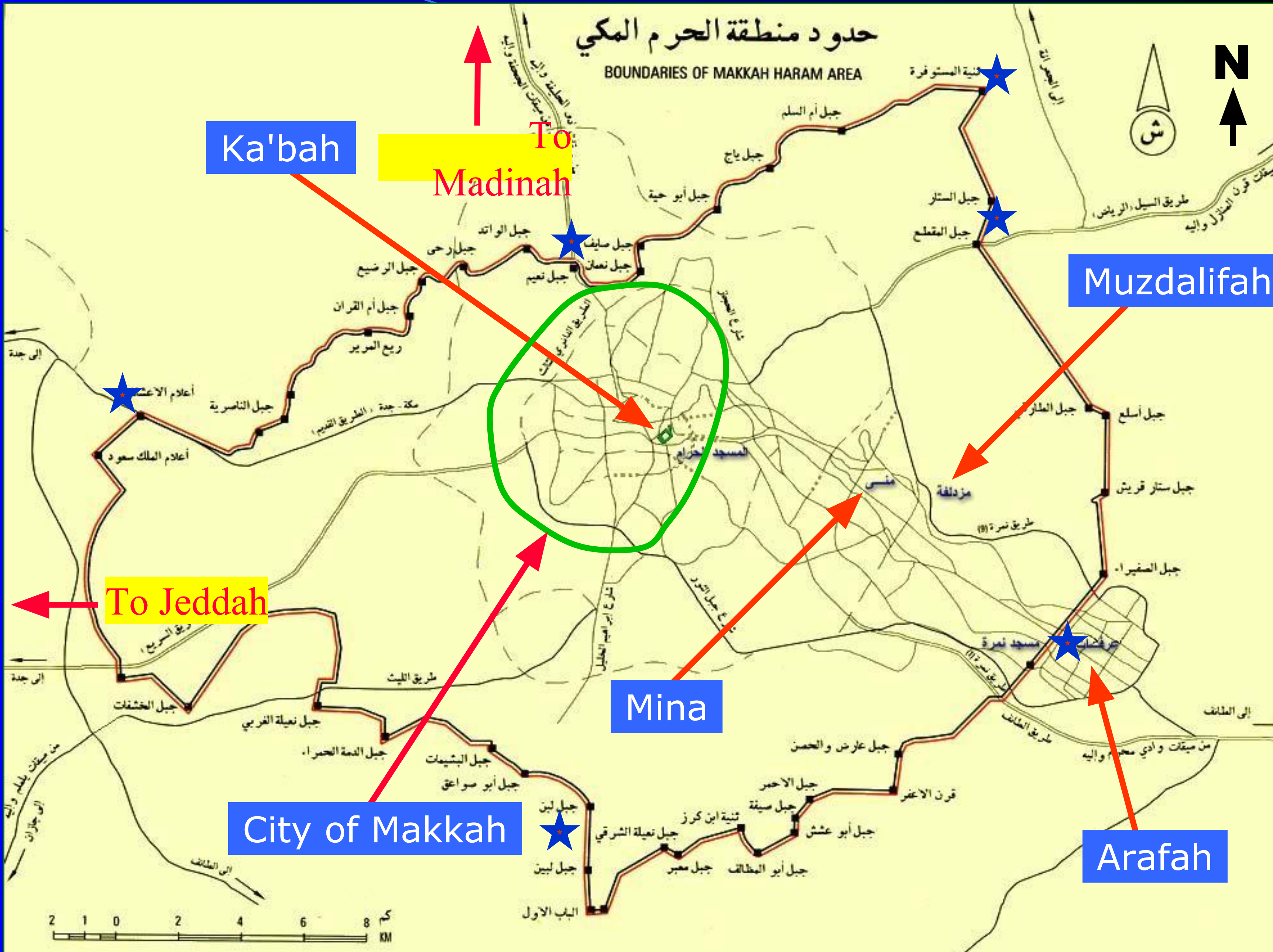

Limits of the Haram of Makkah

- Tan'eem (4.6 :(التنعيم miles North
- Nakhlah (8 : (نخلة miles N.E.
- Hudaybiyah (13.5 : (الحديبية miles W.
- Adhah Libn (10 : (أضاه لبن miles S.
- Mnt of Arafah (13.5 : (جبل عرفة miles E.
- Ji'ranah (13.5 : (الجِعْرانة miles N.E.

Mawaqeet & Haram of Makkah

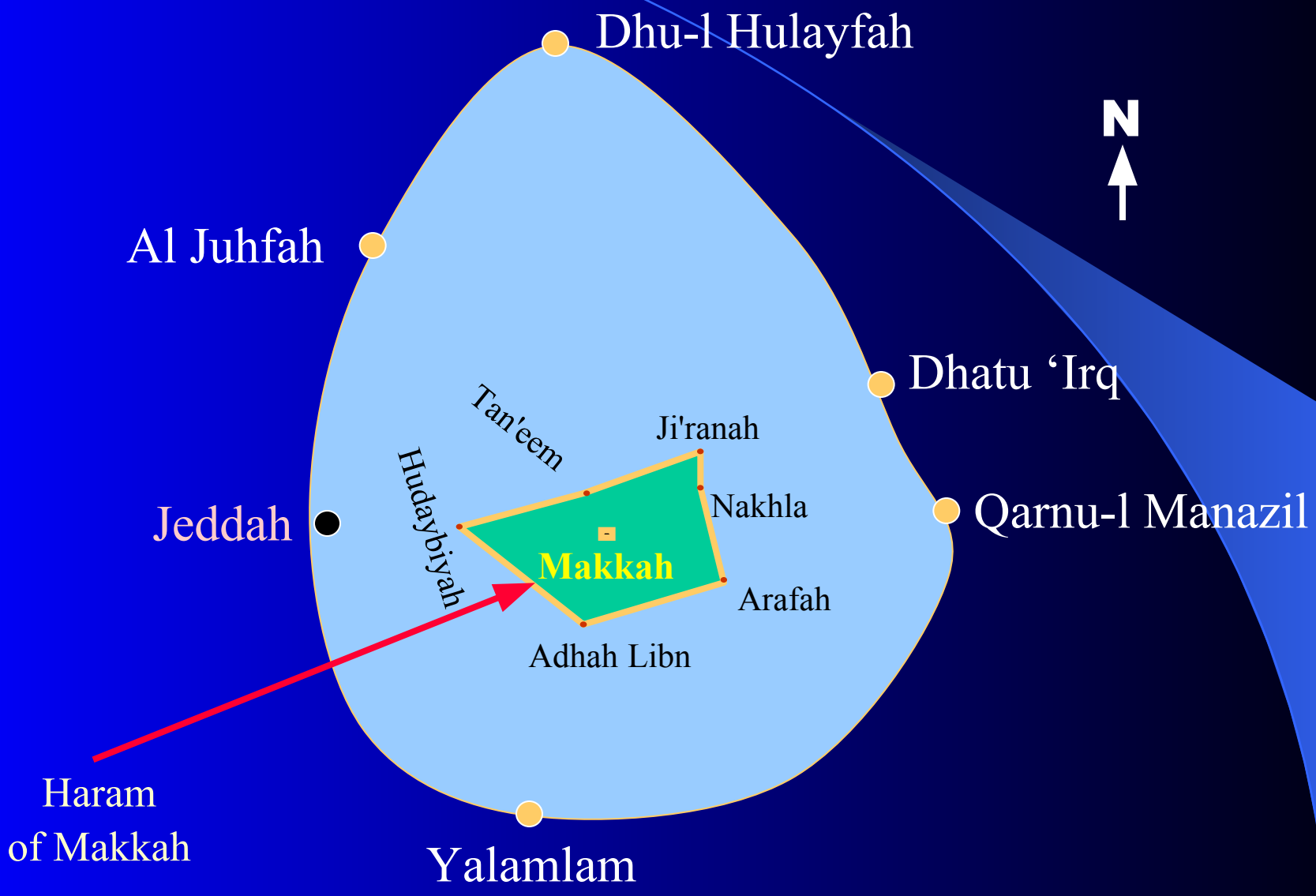

Note: for illustration purposes only, does not scale.

Du'a for Travel

Allah is the greatest, Allah is the greatest, Allah is the greatest, How perfect He is, The One Who has placed this (transport) at our service, and we ourselves would not have been capable of that, and to our Lord is our final destiny. O Allah, we ask You for *birr* and *taqwaa* in this journey of ours, and we ask You for deeds which please You. O Allah, facilitate our journey and let us cover its distance quickly. O Allah, You are The Companion on the journey and The Successor over the family, O Allah, I take refuge with You from the difficulties of travel, from having a change of hearts and being in a bad predicament, and I take refuge in You from an ill fated outcome with wealth and family.

[Narrated by Imam Muslim]

عن ابن عمر رَضِيَ اللَّه عنهما ، أَنَّ رسولَ اللَّه صَلّى اللهُ عَلَيْهِ وسَلَّم كانَ إذا اسْتَوَى عَلى بعِيرِهِ خَارجاً إلي سفَرٍ ، كَبَّرَ ثلاثاً ، ثُمَّ قالَ : «سبْحانَ الذي سخَّرَ لَنَا هذا وما كنَّا له مُقرنينَ، وَإنَّا إلى ربِّنَا لمُنقَلِبُونَ . اللَّهُمَّ إنَّا نَسْألُكَ في سَفَرِنَا هذا البرَّ والتَّقوى ، ومِنَ العَمَل ما تَرْضى . اللَّهُمَّ هَوِّنْ علَيْنا سفَرَنَا هذا وَاطْوِ عنَّا بُعْدَهُ ، اللَّهُمَّ أنتَ الصَّاحِبُ في السَّفَرِ ، وَالخَلِيفَةُ في الأهْلِ. اللَّهُمَّ إنِّي أعُوذُ بِكَ مِنْ وعْثَاءِ السَّفَرِ ، وكآبَةِ المنظَرِ ، وَسُوءِ المنْقَلبِ في المال والأهل وَالوَلدِ » وإذا رجَعَ قالَهُنَّ وزاد فيهنَّ : « آيبونَ تَائِبونَ عَابِدُون لِرَبِّنَا حَامِدُونَ »

رواه مسلم

Umra Step by Step…

Umrah(العمرة)
Summary

- Ihram (الإحرام)
- Tawaf (الطواف)
- Sa'y between as-Safa & al-Marwa (السعي بين الصفا والمروة)
- Al-Halq (الحلق) (shaving the head) or at-Taqseer (التقصير) (trimming the hair)

Ihram for Umrah (1)

A. If you are coming from outside (Africa, Europe, Madinah, etc.), assume Ihram at (or just before the Meeqat if you are flying).

B. If you are within the Mawaqeet limits but on a travelling distance from the Haram of Makkah, assume Ihram from your place.

C. If you live inside the Haram or not beyond a travelling distance from Makkah then you can only do Hajj Ifraad i.e. without Umrah

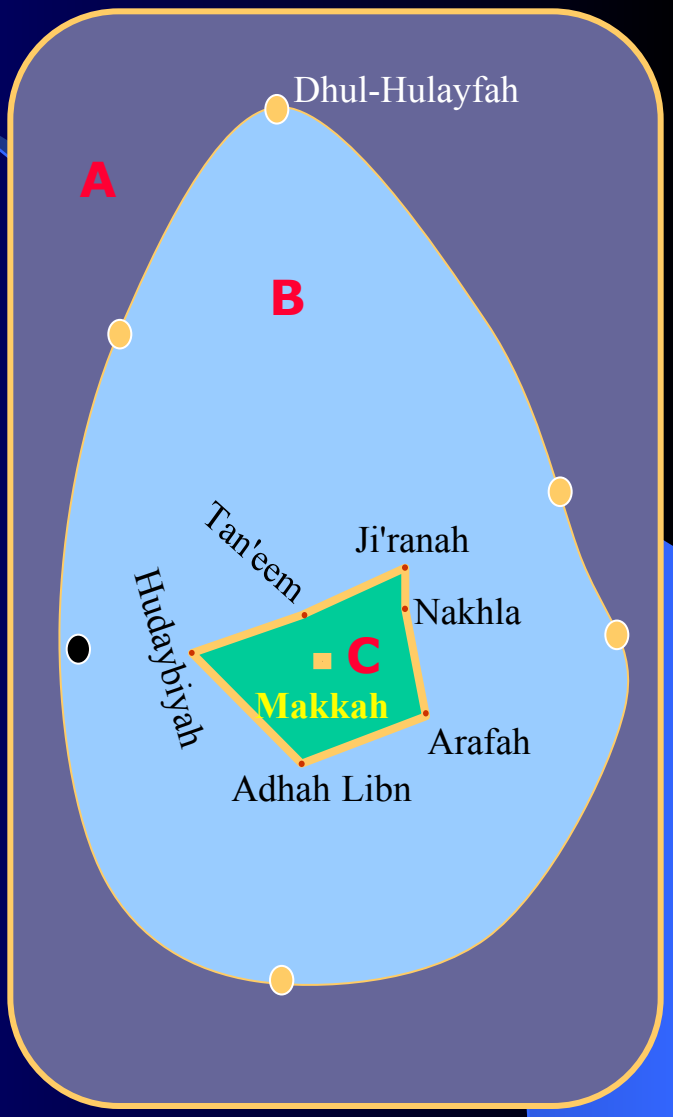

Ihram for Umrah (2)

- Preparation for Ihram (before assuming Ihram):
  - It is recommended (sunnah) to take a shower (Ghusl) for Ihram.
  - It is Permissible to clip moustache & nails/Remove pubic & armpit hair/Vaseline
  - It is Permissible to put perfume on your body (head/beard) not on Ihraam Izar (Men only)
  - Put Ihram garments (Rida' & Ezar) (رداء و إزار) – (Men only).
  - Pray the prescribed Salat, if it's time for it
  - Pray two Rak'at if making ihraam from Thul-Hulaifah.

Ihram for Umrah (3)

- **Note**: Up to this point, all what you did is <u>preparation</u> for Ihram.
- **Note**: Your **intention** was already made since you decided to make the Umrah / Hajj.

- To start your Ihraam say the following words while standing up and facing Qiblah:

Labbayka Allahumma Be-Umrah Here I am O Allah, (intending) Umra	لبَّيك اللَّهم بِعُمرة

- **From this point you are in a state of Ihram …!**
- This is equivalent to Takbeeratul Ihraam in Salah.

Ihram for Umrah (4)

- It is recommended to add the following words straight after starting your Umrah:

Allaahumm Umratan Laa Riyaa'a Feehaa Walaa Sum'ah O Allah I intend Umrah without showing off	اللَّهُمَّ عُمْرَةً لا رِياءَ فيها ولا سُمْعَة
Allaahumma Mahilee haythu habastanee O Allah I declare state of no Ihraam wherever you restrain me	اللهم مَحِلّي حيث حَبسْتني

Talbiyah (1)

- After you started your Ihraam, repeat the following Talbiyah aloud:

Labbaika-llaahumma labbaik labbaika laa shareeka laka labbaik inna-l hamda wa-n ni'mata laka wa-l mulk, laa shareeka lak.

Here I am O Allah, here I am. Here I am, there is no partner with You, here I am. Verily all praise is for You, and every bounty is from You, and all dominion is Yours - You have no partner.

Or:

Labbaika ilahal haq.

Here I am Lord of truth.

لبيك اللـهم لبيك،

لبيك لا شريك لك لبيك،

إن الحمد والنعمة لك والملك،

لا شريك لك.

أو

لبيك اله الحق.

Talbiyah (2)

- It is recommended to keep to the previous Talbiyah.
- It is permissible to add to the previous Talbiyah the following Talbiyahs:

	❖لبيك ذا المعارج، لبيك ذا الفواضل ❖لبيك وسعديك، والخير بيديك، والرغباء إليك والعمل ❖لبيك مرغوبا أو مرهوبا، لبيك ذا النعماء والفضل الحسن

- It is permissible to mix the previous Talbiyah with Tahleel: لا إله إلا الله

Talbiyah (3)

- It is obligatory to say the Talbiyah in a loud voice, specially when going up & down the hills. Saying the Talbiyah in a low voice is against the Sunnah.
- The companions used to lose their voices in ar-Rawhaa' which is only 36 miles from the Meeqat of Madinah.
- In the case of Umrah, Talbiyah should be continued until you see Makkah houses i.e. Haram borders, in order to free ones' self for coming stage. But if everything was prepared for you then you may continue Talbiyah until the Haram Masjid.
- Saying the Talbiyah in groups is against the Sunnah. The Companions used to recite it individually.

Talbiyah (4)

The Prophet (صلى الله عليه وسلم) said: Jibreel came to me and asked me to tell my companions to raise their voices with Ihlal (i.e. Talbiyah). [Ahmed and Tirmidhi]	عن السائب الأنصاري أن رسول صلى الله عليه وسلم قال: إن جبرائيل أتاني فأمرني أن آمر أصحابي أن يرفعوا أصواتهم بالإهلال. أحمد والترمذي
Narrated Abu-Bakr: the Prophet was asked: what is the best of Hajj? He said: "al-'ajj (raising the voice with Talbiyah) & ath-Thajj (shedding blood for the sake of Allah: animal sacrifice)." [Tirmidhi, Ibn Majah, Daarimi]	عن أبي بكر أن النبي صلى الله عليه وسلم سئل: أي الحج أفضل ؟ قال: العج و الثج . الترمذي و ابن ماجه و الدارمي
	عن سهل بن سعد الساعدي عن رسول الله صلى الله عليه و سلم قال: ما من ملب يلبي إلا لبى ما عن يمينه وعن شماله من شجر وحجر حتى تنقطع الأرض من هنا وهنا يعني عن يمينه وشماله

Ihram & Talbiyah for Women

- It is equally a Sunnah for a woman to shower before Ihram.
- A woman in her Hayd (menstruation) or Nifaas (post-natal bleeding) takes a shower and assumes Ihram, but does not pray.
- No difference between men and women in respect of raising the voice in Talbiyah except if she fears to cause Fitnah.

'Aisha (رضي الله عنها) used to say the Talbiyah loudly.

Prohibitions of Ihram (1)

محظورات الإحرام

- **Clothing**:
  - Men:
    - cannot wear any sewn clothes such as a shirt, turban, hooded cloak, trousers, underwear, etc., socks or shoes. Sewn materials in themselves are ok but those garments that are made to fit the limbs are not allowed.
    - cannot cover their head with something that touches it.
    - cannot wear gloves, although there is no harm in wrapping the hands in cloth.
  - Women:
    - can wear their normal clothes (without specifying colours), but without covering their faces with veils or their hands with gloves.
    - In the presence of men they may cover their faces by dropping a cloth on it but without tying it as in the veils.

Prohibitions of Ihram (2)

محظورات الإحرام

- **Fragrance**:
  - You should not perfume yourself, your clothing after entering Ihram.
  - There is no harm in what remains of the effect of perfume used prior to Ihram.
  - There is no harm to touch the Kaabah and black stone as they are scented.
  - No harm to shake the hand of someone who is perfumed!
- **Cleansing**:
  - You should not remove any hair from any part of the body.
  - You should not clip your nails.

Prohibitions of Ihram (3)
محظورات الإحرام

- **Sexual intercourse**:
- **Wedding**:
  - You shouldn't wed or make marriage proposals for yourself or others.
- **Hunting**:
  - You should not hunt or assist someone in hunting.
  - You should not kill animals except those that are harmful or that would attack people, such as lice, mice, snakes and scorpions.
  - Fishing is allowed

Expiation for the violation of Ihram prohibitions

- The restrictions of Ihram, in terms of Fidyah, are 4 categories:

1. Marital relation (intercourse)
   - A camel Fidyah: for sexual intercourse before the first Tahallul (التحلل الأول). In addition, the Hajj is void and needs to be performed the next year.
   - A sheep Fidyah: for sexual intercourse after the First Tahallul and before Second Tahallul. Hajj is valid
   - No Fidyah: for wedding
2. Hunting: Same animal or its equivalent, regardless it was deliberate or not.
3. Cutting the hair due to illness or lice: Fidyah to be paid. That is a choice between fasting 3 days, feeding 6 needy people or slaughtering a hady (sheep/cow/camel) (in the Haram of Makkah). If there is no valid reason, then it is a sin and repentance is required in addition to the Fidyah.
4. Restrained due to injury or enemy or lost the way. Slaughtering a hady (sheep/cow/camel) in the place where one is restrained. Unless he said the condition along with his Talbiyah.

Permissible in Ihram

- ✓ There is no harm in using an umbrella, the roof of a car or tent for shade.
- ✓ There is also no harm in carrying your baggage atop your head (not for shading), or carrying a backpack.
- ✓ Wearing sandals that do not cover the ankles. If you have only shoes that covers the ankles then there is no need to cut them below the ankles.
- ✓ If cold Put normal clothes on top of Ezar without sliding in the shoulders
- ✓ Wearing a ring or a watch (on your wrist or hung from your neck).
- ✓ Wearing a hearing aid, a speech aid.
- ✓ Wearing eye glasses or contact lenses.
- ✓ Cleanse yourself with cleansers (even if scented) and to wash and scratch your head and body, even if some of your hair falls unintentionally.
- ✓ Washing your Ihram garments or put on new ones.
- ✓ Wearing a belt to keep your money and documents, and to tie your Ezar (the lower part of the Ihram). Stitched belts are permissible.

Pitfalls of Ihram (1)

- Crossing the Meeqat without Ihram. This violates a Wajib.
- Thinking that Ihram is putting the 2 towels. Making the intention of Hajj or Umra or both is the essence of Ihram.
- Thinking that it is Sunnah to make 2 Rak'at before Ihram. This is only when making Ihram from Thul-Hulaifah.
- Thinking that Ghusl (shower) or Wudu is a condition of Ihram. It is only a Sunnah, and the Ihram is valid without it.
- Uncovering the right shoulder (Idtiba') at the Ihram and during all the Hajj and Umra. Idtiba' is a Sunnah during the Tawaf of arrival ONLY.

Pitfalls of Ihram (2)

- Thinking that anything that has stitches is forbidden to wear during Ihram. Only sewn clothes made to fit the limbs are forbidden.
- Women in their menses thinking that they cannot assume Ihram and pass the Meeqat without Ihram. The only Hajj ritual a woman in her menses cannot perform is Tawaf.
- Women thinking that Ihram requires particular clothes or white clothes. The only Ihram requirement for women is to uncover their face and hands.
- Starting a Hajj or Umra and quitting before completing it. After Ihram is made the Hajj or Umra must be completed, regardless of whether it's the Fardh Hajj or Nafl (optional).

Going to al-Masjid al-Haram…

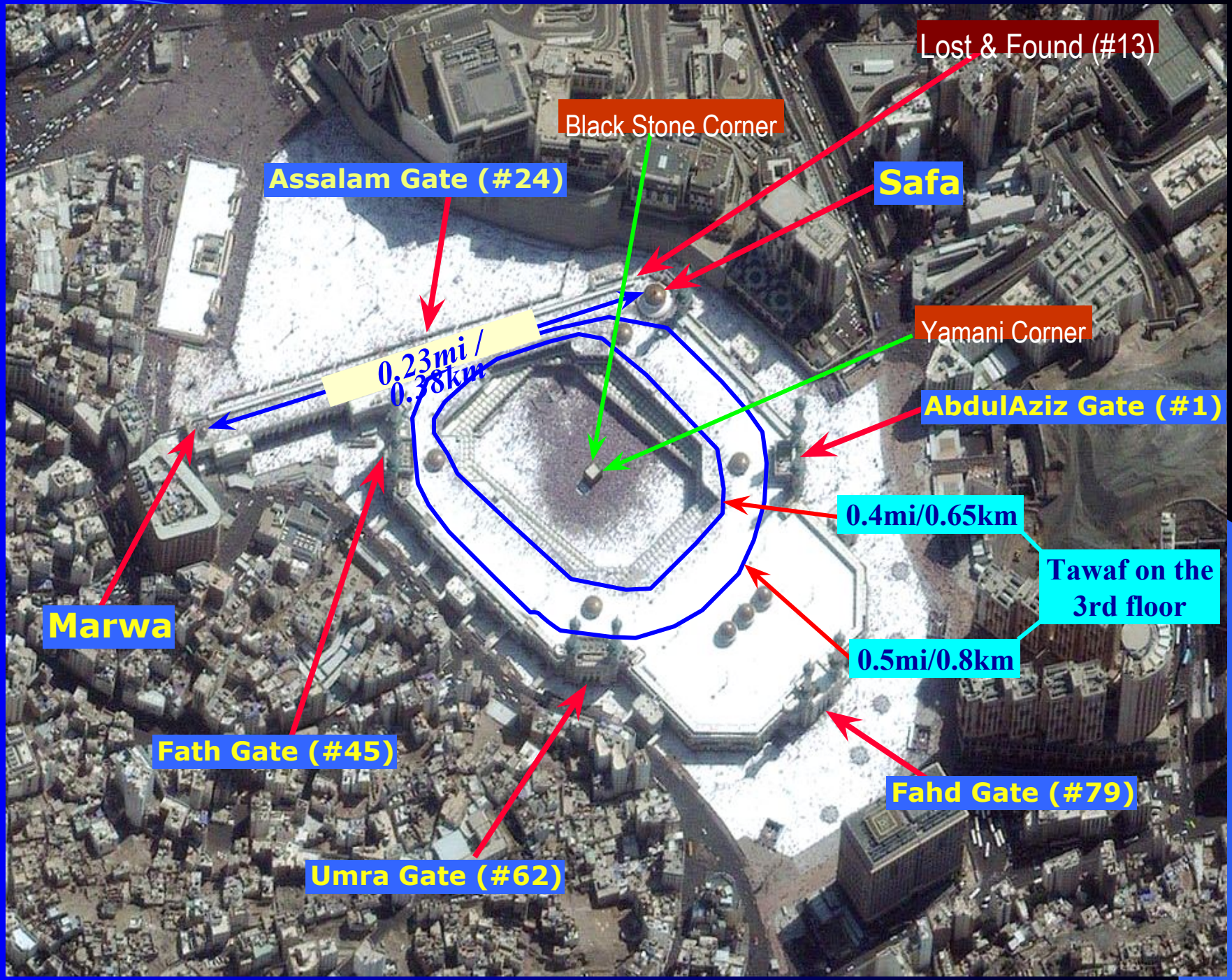
Lost & Found (#13)
Black Stone Corner
Assalam Gate (#24)
Safa
Yamani Corner
0.23mi /
0.38km
AbdulAziz Gate (#1)
0.4mi/0.65km
Tawaf on the
3rd floor
Marwa
0.5mi/0.8km
Fath Gate (#45)
Fahd Gate (#79)
Umra Gate (#62)

The New Extension of Haram

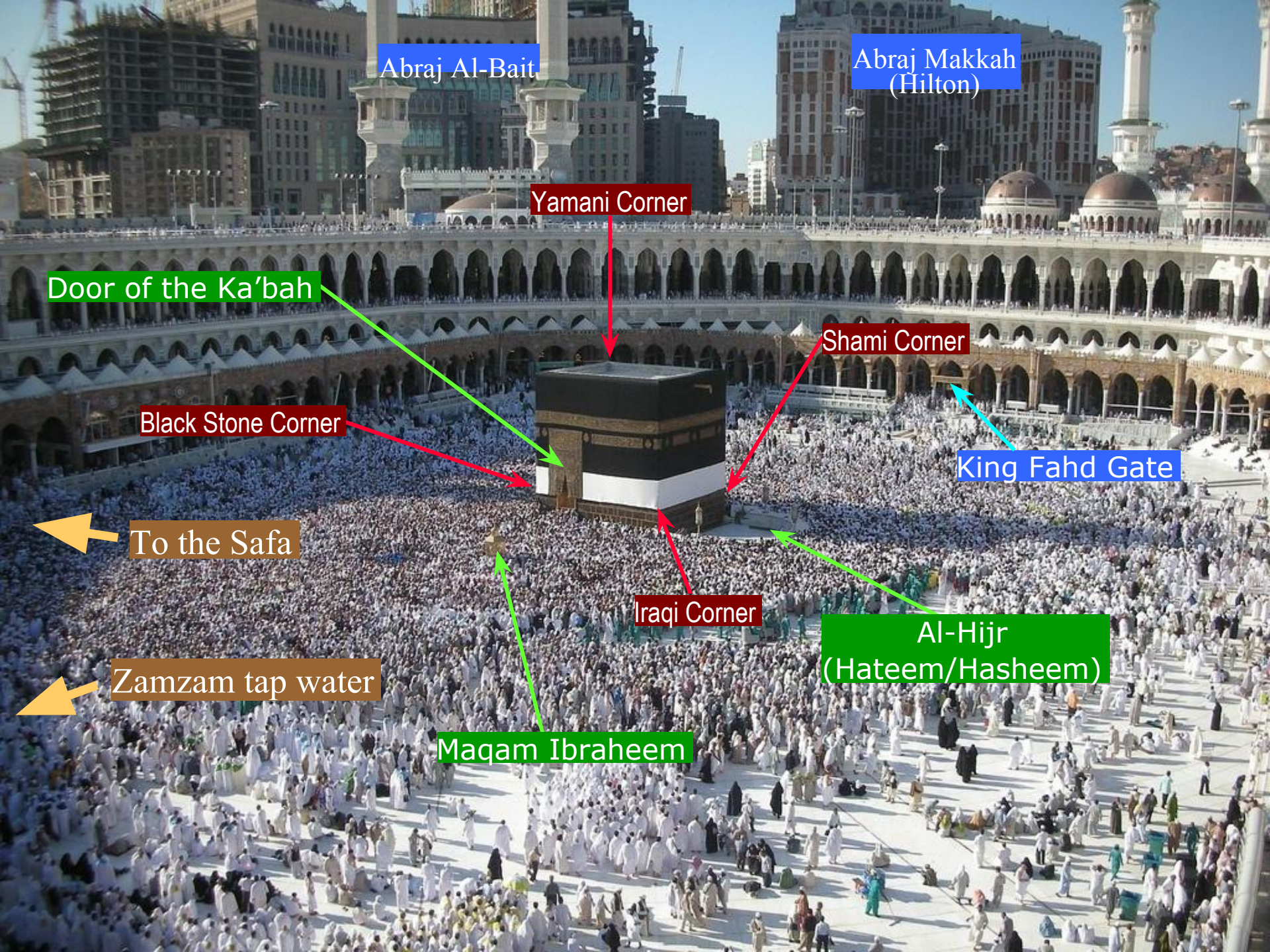
Abraj Al-Bait
Abraj Makkah (Hilton)
Yamani Corner
Door of the Ka'bah
Shami Corner
Black Stone Corner
King Fahd Gate
To the Safa
Iraqi Corner
Al-Hijr (Hateem/Hasheem)
Zamzam tap water
Maqam Ibraheem

Can you name it?



Ka’bah from inside

From the Past (floods)

Tawaf Al-Qudoom (Arrival)
طواف القدوم

SUMMARY

- Arrive at Al-Masjid Al-Haram (المسجد الحرام)
- The Black Stone (الحجر الأسود)
- Tawaf
  - Al-IdTiba’ (الإضطِبَاع)
  - Ar-Ramal (الرَّمَل)
- Pray two Rak’at of Tawaf

Arrive at Al-Masjid Al-Haram (1)

- It is Sunnah to do a Ghusl before entering Makkah, if possible.
- The Prophet entered the Masjid from the gate of Banu Shaybah.
- You may enter the Masjid from any gate.
- Enter the Masjid with the right foot first, and say:

Bsmillaah,Allaahumma salli `alaa muhammad, allaahumma aftah lee abwaaba rahmatika. O Allah, send prayers and peace upon Muhammad (pbuh), O Allah open the doors of Your mercy for me.	بسم الله، اللهم صل على محمد، اللهم افتح لي أبواب رحمتك
A'oodhu billaahi-l `adheem wa bi wajhihi-l kareem wa sultaanihi-l qadeem Mina-sh shaitaani-r rajeem. I take refuge with Allah, the Supreme, and with His Noble Face, and His eternal authority from the accursed devil.	أعوذ بالله العظيم وبوجهه الكريم وسلطانه القديم من الشيطان الرجيم

Arrive at Al-Masjid Al-Haram (2)

- Once you see the Ka'bah raise your hands if you wish as it is recorded from Ibn `Abbas.
- There is no authentic specific du'a recorded from the prophet but you may say the du'a of Omar:

Allaahumma anta-s salaam wa minka-s salaam fa Hayyinaa rabbanaa bi-s salaam. O Allah! You are the Peace, from You is the Peace. O Allah! Greet us with the Peace.	اللهم أنت السلام ومنك السلام فحينا ربنا بالسلام

The Black Stone (1)

- Go straight to the Black Stone. Face it and say "Akllahu Akbar". You may add "Bismillah" before it as it is recorded from Ibn Omar.
- Touch it with your right hand and kiss it, and make Sajda on it, as the Prophet did that.
- If you can't kiss it then touch it with your right hand then kiss your hand.
- If you can't touch it make a sign towards it with your right
- Do that at the beginning of every circuit.
- You do not have to touch the Black Stone for your Tawaf to be accepted.
- Do not push and crowd to get to the Black Stone. The Prophet admonished Omar not to do so.
- Hurting a Muslim is a great sin, while kissing the Black Stone is not obligatory.





The Black Stone (3)

- Excellence in touching the Black Stone

The Prophet (صلى الله عليه وسلم) said: "Allah will raise up the Stone on the Day of Resurrection, and it will have two eyes with which it will see, and a tongue which it talks with, and it will witness in favor of everyone who touched it in truth." [Ahmad and ad-Daarimee]	عَنِ ابْنِ عَبَّاسٍ أَنَّ رَسُولَ اللَّهِ صَلَّى اللَّهُ عَلَيْهِ وَسَلَّمَ قَالَ لَيَبْعَثَنَّ اللَّهُ الْحَجَرَ يَوْمَ الْقِيَامَةِ وَلَهُ عَيْنَانِ يُبْصِرُ بِهِمَا وَلِسَانٌ يَنْطِقُ بِهِ يَشْهَدُ بِهِ لِمَنْ اسْتَلَمَهُ بِحَقٍّ [أحمد و الدارمي]
And said: "Touching the Black Stone and the Yamani corner removes sins." [Made Hasan by at-Tirmidhee. Made Saheeh by Ibn Hibbaan, al-Haakim and Adh-Dhahabee]	مسح الحجر الأسود والركن اليماني يحطان الخطايا حطا [حسنه الترمذي و صححه ابن حبان والحاكم و الذهبي]
And said: "The Black Stone is from Paradise, and it used to be whiter than snow, but the sins of the idolaters turned it black." [Made Saheeh by at-Tirmidhee and Ibn Khuzaimah]	عَنِ ابْنِ عَبَّاسٍ أَنَّ رَسُولَ اللَّهِ صَلَّى اللَّهُ عَلَيْهِ وَسَلَّمَ قَالَ الْحَجَرُ الأَسْوَدُ مِنْ الْجَنَّةِ وَكَانَ أَشَدَّ بَيَاضًا مِنْ الثَّلْجِ حَتَّى سَوَّدَتْهُ خَطَايَا أَهْلِ الشِّرْكِ {أحمد و الترمذي}

Tawaf al-Qudoom (1)
طواف القدوم

- Qudoom means arrival
- Tawaf around the Ka'bah
  - Start from the Black Stone
  - Ka’bah being to your left
  - Go around the Ka’bah past the Black Stone seven times
  - Kiss, prostrate, or a sign towards the Black Stone saying Bismillah Akllahu Akbar every time you pass by it (i.e. every circuit)



Tawaf al-Qudoom (2)
طواف القدوم

- Two Sunnahs apply to this Tawaf (Men only):
- Ar-Ramal (الرَّمَل)
  - A brisk walk in which the shoulders are thrust forwards
  - In the first three rounds only
  - From Black stone to Yamani corner then walk normally from Yamani corner to Black stone
- Al-Idtiba‘ (الإضطِبَاع)
  - wearing the Ihram under your right armpit and over the left shoulder
  - throughout the seven rounds of Tawaf

Tawaf

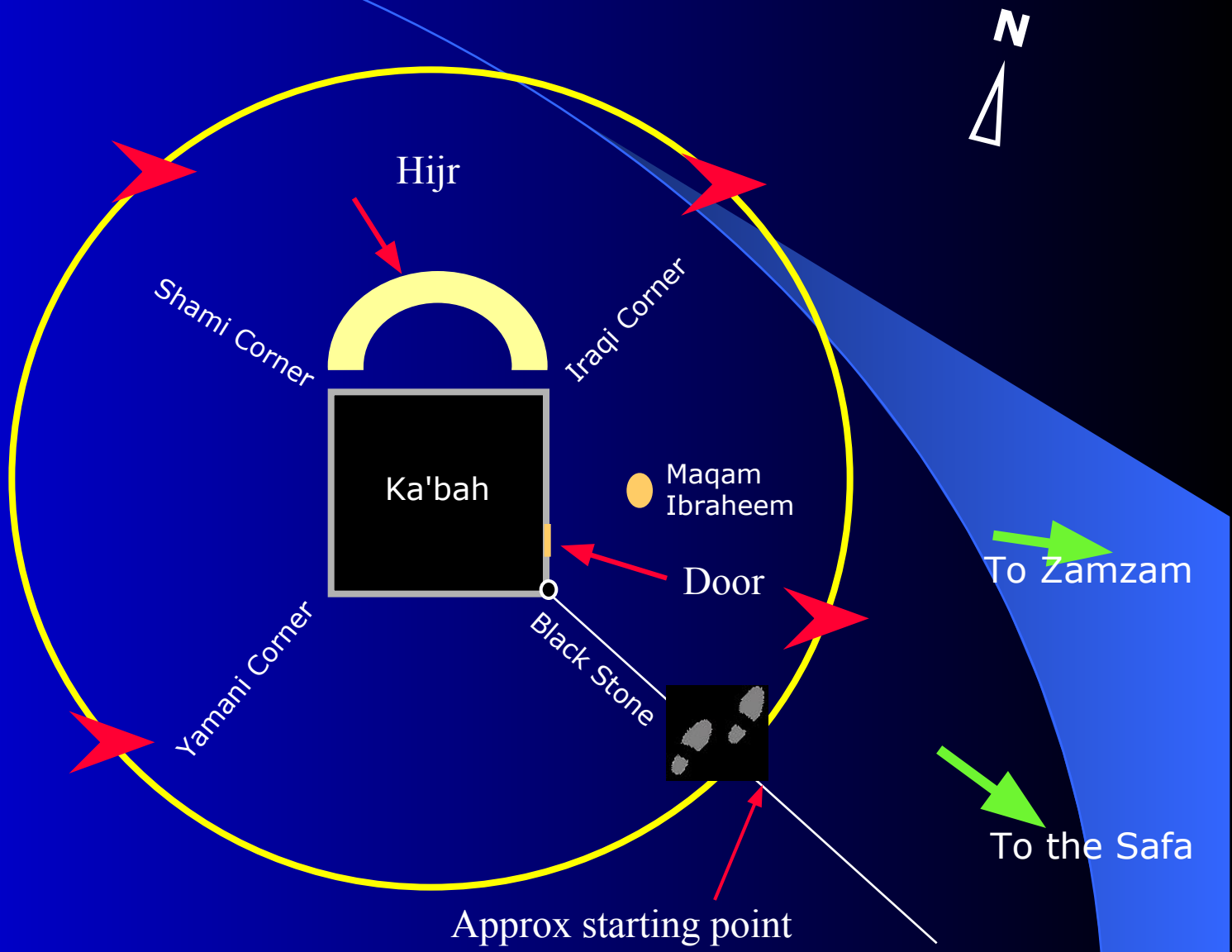
N
Hijr
Shami Corner
Iraqi Corner
Ka'bah
Maqam Ibraheem
Door
To Zamzam
Yamani Corner
Black Stone
To the Safa
Approx starting point

Tawaf (1)

- A state of Wudu is required for all kinds of Tawaf.
- A menstruating woman does not make Tawaf until she becomes clean
- All kinds of Tawaf, including optional Tawaf, consist of seven circuits around the Ka'bah followed by two rak’ah behind Maqaam Ibraheem
- The Ka’bah should be to your left. Do not do Tawaf with your back or right to the ka’bah. Do not walk backwards.
- Tawaf shall be performed within the boundaries of Al-Masjid Al-Haram.

Tawaf (2)

- Touch the Yamani corner with your right hand each time you pass and do not kiss it. If you are not able to touch it then you should not make any sign towards it with your hand at all.
- Do not face your hand to the Yamani corner and say Allahu Akbar. This is only for the Black Stone.
- You do not touch the Shami or the 'Iraqi Corners at all.
- You can say the Prophet's Du'a between the Yamani and the Black Stone corners:

Rabbanaa aatinaa fi-d dunyaa hasanatan wa fi-l aakhirati hasanatan wa qinaa 'adhaaba-n naar. O Allah give us good in this life, and good in the Hereafter, and save us from the Punishment of the Fire.	ربنا آتنا في الدنيا حسنة وفي الآخرة حسنة وقنا عذاب النار

Tawaf (3)

- There is no particular thikr for Tawaf, so you may read Quran or say any thikr you like.
- Do not follow those Du'a books that make up a specific Du'a for each circuit around the Ka'bah. Read Quran and make Du'a from your heart and glorify Allah.
- Make Du'a by yourself, do not do it in a shouting group.
- Do not wipe the walls of the Ka'bah during Tawaf. The Messenger of Allah (صلى الله عليه وسلم) did not touch anything other than the Black Stone and the Yamani Corner.

Tawaf (4)

- Continue Tawaf without interruption, unless it is necessary, otherwise it will be void.
- When it is time for the obligatory Salat you stop your Tawaf, join the Salat in your place and then resume your Tawaf from where you left.
- If you need to go to the restroom you may interrupt your Tawaf and go. Make Wudu before coming back to resume your Tawaf. You resume your Tawaf from where you left.

Tawaf (5)

- In case of doubt about the number of circuits you performed you have to base your decision on the least number of circuits. For example if you have doubts whether you did 6 or 7 circuits, you base it on 6 and add one circuit.
- If you get doubts after you finish your Tawaf then you just ignore it and do not act on it.

Al-Multazam
الملتزم

- Al-Multazam: you may cling to the place between the corner of the Black Stone and the Door of the Ka'bah (~6.5ft), placing your chest and face and forearms upon this place, and making Du'a.



Maqam Ibraheem
مقام إبراهيم

- When you finish the 7th round cover your right shoulder and move to the Place of Ibraheem and recite:

"واتخذوا من مقام إبراهيم مصلى"
Wa-t takhidhoo min maqaami Ibraaheema musallaa. "And appoint for yourselves a place of prayer on the standing-place of Ibraheem." [2,125]



- Place the Maqam Ibraheem between yourself and the Ka'bah and then pray two Rak'at. And recite therein Surat Al-Kafiroon and Surat Al-Ikhlas.

Maqam Ibraheem

- If it is not possible to pray behind the Maqam then you can pray anywhere in the Masjid.

Maqam Ibraheem

- Traces of Prophet Ibraheem's feet (عليه السلام) as seen inside the structure. This is Maqam Ibraheem (not the structure).

Zamzam (1)
زمزم

- After praying you go to Zamzam and drink from it, and pour some of the water on your head.
- You may say Du’a of Ibn Abbaas
- Then you return to the Black Stone, say Takbeer and touch it, as before.



Zamzam Tap Water

Zamzam (2)

Zamzam Tap Water

Zamzam (3)
زمزم

- Zamzam water is available in coolers (cold and not cold) everywhere in the Masjid.
- During the Hajj season coolers are removed from the Tawaf area, but will be available in other areas of the Masjid.

Zamzam water in coolers

Zamzam (4)

The Prophet (صلى الله عليه وسلم) said: "Zamzam water is for whatever (purpose) it is drunk for." [Ahmad and Ibn Majah]	"ماء زمزم لما شرب له." [أحمد وابن ماجة]
The Prophet (صلى الله عليه وسلم) said: "Zamzam water satisfies as food and cures illness." [Bukhari & Muslim]	"ماء زمزم فيه طعام من الطُّعْم وشفاء من السُّقم." [البخاري ومسلم]
Abdullah Ibn Abbas (رضي الله عنه) used to supplicate: "O Allah, I ask of You beneficial knowledge, abundant provision and a cure from all disease."	كان عبد الله بن عباس يدعو بهذا الدعاء: "اللهم إنّي أسألك علما نافعا ورزقا واسعا وشفاء من كل داء."

Sa’y between Safa & Marwa (1)

السعي بين الصفا و المروة

SUMMARY

- Start with the Safa
- Recite Ayah [2,158]
- Make Dhikr and Du’a
- Walk to the Marwa(1st lap)
- On the Marwa, do the same as on the Safa
- Walk back to the Safa (second lap)
- Complete seven laps in the same manner by following your steps
- Finish at the Marwa

Sa’y between Safa & Marwa (2)

- When reaching the foot of the Safa recite:

Inna-s safaa wal marwata min sha'aa'iri-l llaahi faman hajja-l baita aw i`tamara falaa junaaha 'alaihi an yattawwafa bihimaa wa man tatawwa'a khairan fa inna-l llaaha shaakirun 'aleem. [2, 158] “Surely the Safa and the Marwa are among the Symbols of Allah; so whoever makes a pilgrimage to the House or pays a visit (to it), there is no sin if he goes round them both; and whoever does good of his own accord, then surely Allah is Grateful, Knowing.” [2, 158]	إِنَّ الصَّفَا وَالْمَرْوَةَ مِن شَعَآئِرِ اللّهِ فَمَنْ حَجَّ الْبَيْتَ أَوِ اعْتَمَرَ فَلاَ جُنَاحَ عَلَيْهِ أَن يَطَّوَّفَ بِهِمَا وَمَن تَطَوَّعَ خَيْراً فَإِنَّ اللّهَ شَاكِرٌ عَلِيم [البقرة، 158]

Sa’y between Safa & Marwa (3)

- Then say:

"نبدأ بما بدأ الله به" كما قال النبي عليه الصلاة والسلام
Nabda'u bimaa bada'a Allaahu bihi We begin with that which Allah began with (i.e. the Safa). As the Prophet (صلى الله عليه وسلم) said.

- Then climb the Safa until you see the Ka’bah. But this may not be easy with today's construction. So it's sufficient to just face the Ka'bah.

Sa’y between Safa & Marwa (4)

- Once on top of the Safa, face the Ka’bah and say:

Allahu Akbaru, Allahu Akbaru, Allahu Akbar Allah is great, Allah is great, Allah is great	الله أكبر، الله أكبر، الله أكبر
Laa ilaaha illaa Allahu waHdahu laa shareeka lahu, lahu-l mulk wa lahu-l Hamd, yuHyee wa yumeetu, wa huwa 'alaa kulli shay'in qadeer None has the right to be worshipped but Allah, alone, without partner. To Him belongs all sovereignty and praise, and He is over all things omnipotent.	لا إله إلا الله وحده لا شريك له، له الملك وله الحمد، يحيي ويميت، وهو على كل شيء قدير
Laa ilaaha illaa Allahu waHdahu laa shareeka lahu - anjaza wa'dahu wa nasara 'abdahu wa hazama-l ahzaaba wahdahu. None has the right to be worshipped except Allah alone. He fulfilled His promise, gave victory to His Servant and single-handedly defeated the allies.	لا إله إلا الله وحده لا شريك له، أنجز وعده ونصر عبده وهزم الأحزاب وحده

- Say all that three times, making Du’a in between.

Sa'y between Safa & Marwa (5)

- Then you descend from the Safa and start walking in the direction of the Marwa.
- You walk till you reach the green sign-post (see picture). You then run (in a medium pace) till you reach the next green sign-post. Then you walk up to the Marwa and ascend it.
- Do upon the Marwa as you did upon the Safa (Dhikr & Du'a). And that forms one complete lap.

Sa’y between Safa & Marwa (6)

- Then you return till you ascend the Safa, running between the two green sign-posts, and that is a second lap.
- Then you return to the Marwa, and so on till you complete seven laps finishing upon the Marwa.
- Follow your steps
- You may make this Du'a in Sa'y:

رب اغفر وارحم إنك أنت الأعز الأكرم
Rabbi ghfir warHam innaka anta-l a'azzu-l akram. Lord! Forgive and have mercy (on me), surely You are the most Noble, the most Generous.

Exit from Marwa

Halq or Taqseer
الحلق أو التقصير

- Shorten/Shave the hair of your head, thus ending the Umra.
- Shaving is better only when there is enough time for the hair to grow.
- The bold does nothing.
- Hair has to be trimmed from all over the head (a hair cut). It is not sufficient to cut hair from the sides only
- The Sunnah is to start with the right side of the head.

Barbershops at the Exit of the Marwa

Halq or Taqseer
الحلق أو التقصير

- The woman gathers her hair then shortens it from the end the length of a finger joint
- No harm if someone, male or a female who is still in his state of ihram, to shave others or shave him/herself.
- Everything that became forbidden to you upon entering Ihram now becomes permissible again.

Pitfalls of Sa'y

- Raising the hands upon the Safa and the Marwa as in Salat. The Sunnah is to raise them as in Du'a facing the Qiblah.
- Jogging all the way between the Safa and the Marwa. The Sunnah is to jog between the two green sign-posts only.
- Reciting the Ayah [2,158] in every lap when approaching the Safa or the Marwa. The Sunnah is to recite it only once when reaching the foot of the Safa at the beginning of Sa'y.
- Some pilgrims think that a lap (Shawt) is going from the Safa to the Marwa and coming back to the Safa. Those are two laps.
- Reciting a particular Du'a for every lap as found in some Du'a booklets. There is no such thing in the Sunnah of the Prophet (صلى الله عليه وسلم).

Stay in Makkah…

Stay in Makkah (1)

- If you did Tamattu', you completed your Umra and now remain in the state of "Hill" (حل) (being out of the state of Ihram) until the day of Tarwiyah (8th Dhul-Hijjah).
- While in Makkah use time wisely, it is so precious there. Avoid wasting excessive time on shopping and idle discussions.
- In the Haram, the reward for good deeds is multiplied many times. As for the sins it will not multiply but will be considered greater.
- Try to attend the Jama'ah in Masjid al-Haram (not compulsory for a traveller).
- If you missed the Jama'ah in Masjid al-Haram try to pray it in the Haram; each Salat there is better than 100,000 Salat elsewhere.

Stay in Makkah (2)

- Make optional Tawaf as much as possible, as it is better for non Makkian than Salat in al-Masjid al-Haram. But do not exhaust yourself. Each Tawaf consists of 7 rounds followed by 2 Rak'ah behind Maqam ibraheem
- Keep yourself busy with Salat, recitation of the Quran, Tawaf, Dhikr and reflection. Make lots of Du'a.
- Do not neglect other forms of Ibadah: charity, fasting, help others, say Salam, smile, etc.
- Do not walk in between a praying person and his Sutrah. If he doesn't have a Sutrah then try to pass beyond his prostration spot
- When entering the Masjid pray two Rak'at of "Tahiyyat al-Masjid" in case you don't intend to make Tawaf.
- Beware of professional beggars; they know how to tell stories and how to cry!

Salat in Jama’a

Crowded streets around al-Masjid al-Haram in Makkah

Al-Hijr (Al-Hateem / Al-Hasheem)

- Al-Hijr is part of the Ka'bah. If you get a chance to enter the Hijr, make sure you pray within the 10 feet next to the Ka'bah.



Performing multiple Umras (1)

- While staying in Makkah before or after Hajj, some pilgrims decide to perform multiple Umrah, sometimes in the same day.
- This practice has no basis in the Sunnah of the Prophet (صلى الله عليه وسلم) or the practice of his companions. There is no report that the Prophet (صلى الله عليه وسلم) or the companions after him accumulated multiple Umrah while staying in Makkah waiting for Hajj.
- Same can be said for Umrah after Hajj, if one has already performed his/her Umrah in that trip.
- Repeating the Umrah incurs hardship and causes many pilgrims to miss on Fardh prayers because of tiredness.

Performing multiple Umras (2)

- The exception here is a Umrah which one performs for:
  - A deceased person
  - A sick (permanent sickness) or an old person who is not able to perform Umra by himself/herself
  - Fulfillment of a vow
- One of the best Ibadat while in Makkah, after completing the Umrah, is Tawaaf. One can do as many Tawaaf as one wishes.

Hajj Step by Step…

Hajj Step by Step - Summary

- **8th Dhul-Hijjah:**
  - Ihram - الإحرام
  - Mina - منى
- **9th Dhul-Hijjah:**
  - Arafah - عرفة
  - Muzdalifah - مزدلفة (night)
- **10th Dhul-Hijjah:**
  - Ramy (Jamrat Al-'Aqabah) - الرمي
  - NaHr (sacrifice) - النحر
  - Halq (shave hair of the head) - الحلق أو التقصير
  - Tawaf Al-IfaDah - طواف الإفاضة
  - Sa'y between Safa and Marwa - السعي بين الصفا و المروة
- **11th, 12th & 13th Dhul-Hijjah:**
  - Ramy (throw pebbles at the 3 Jamarat) - الرمي
- **Last day:**
  - Tawaf Al-Wada' (Farewell Tawaf) - طواف الوداع

Jamarat Area
Mina
Aziziyah
Muzdalifah
Mount of Mercy
Masjid Al-Khaif
Masjid Namira
Al-Masjid
Al-Haram
(Makkah)
Al-Mash'ar Al-Haram
Arafah
Image © 2008 DigitalGlobe
©2008 Google

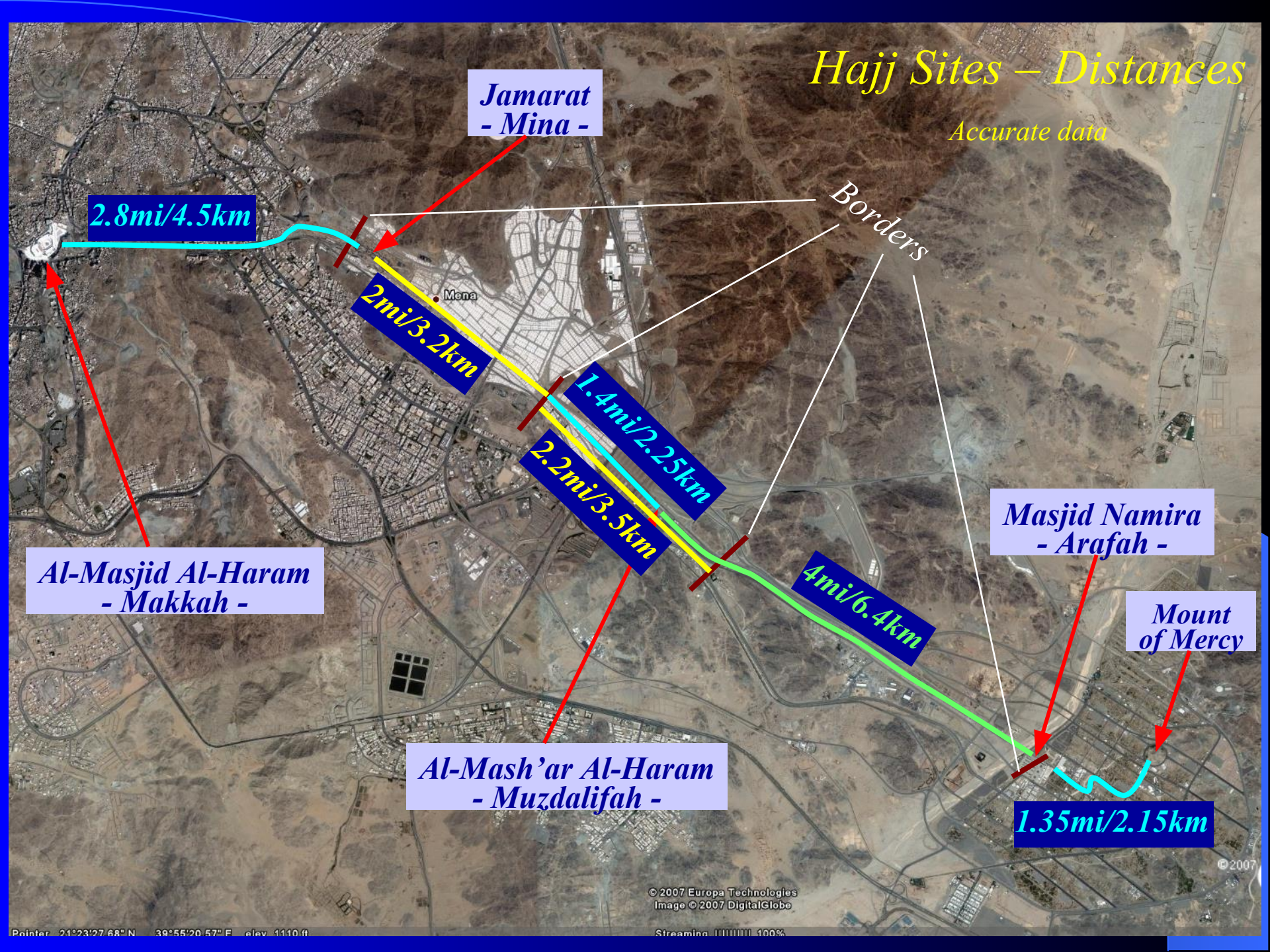
Hajj Sites – Distances
Accurate data
Jamarat
- Mina -
2.8mi/4.5km
Borders
Mina
2mi/3.2km
1.4mi/2.25km
2.2mi/3.5km
4mi/6.4km
Masjid Namira
- Arafah -
Mount
of Mercy
Al-Masjid Al-Haram
- Makkah -
Al-Mash'ar Al-Haram
- Muzdalifah -
1.35mi/2.15km
© 2007 Europa Technologies
Image © 2007 DigitalGlobe
© 2007

Makkah to Mina

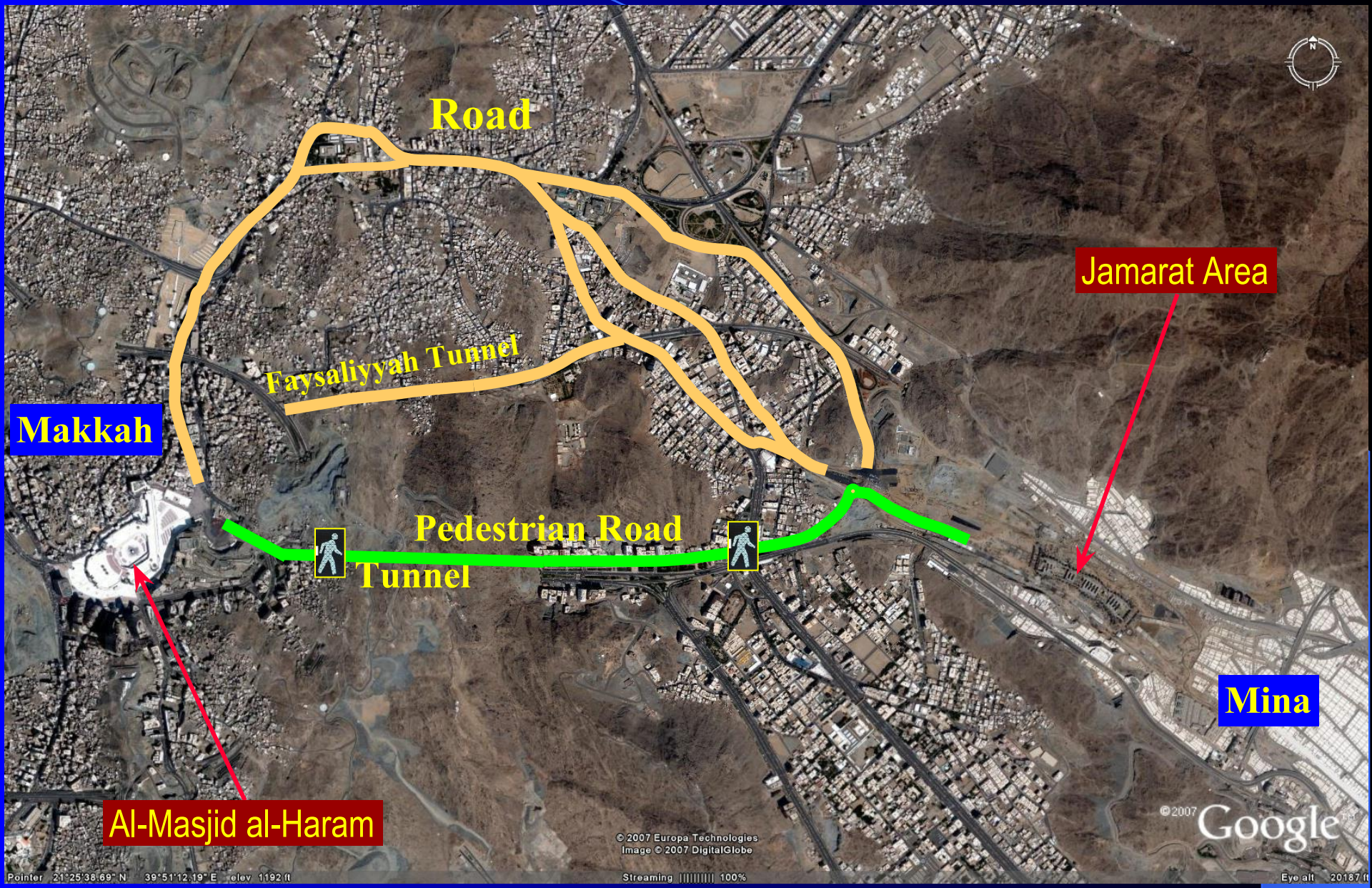

Walking from Makkah to Mina

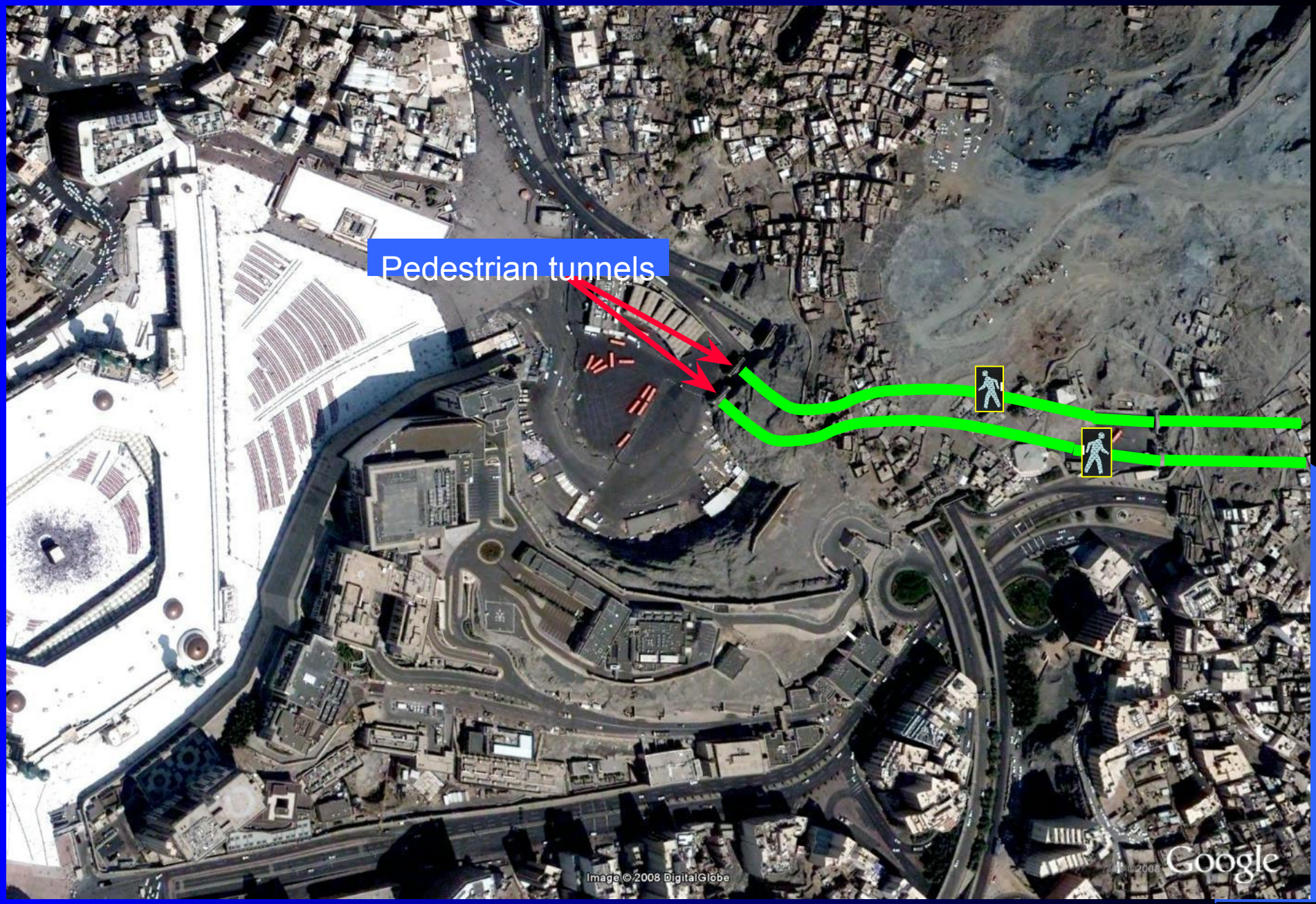

Ihram for Hajj (1)

A. If you are coming from outside (Africa, Europe, Madinah, etc.), assume Ihram at or before the Meeqat.

B. If you are within the Mawaqeet limits but outside the Haram of Makkah (like Jeddah), assume Ihram from your place.

C. If you are inside the Haram of Makkah (in your residence in Makkah for example), assume Ihram from your place as well (unlike Ihram for Umra).

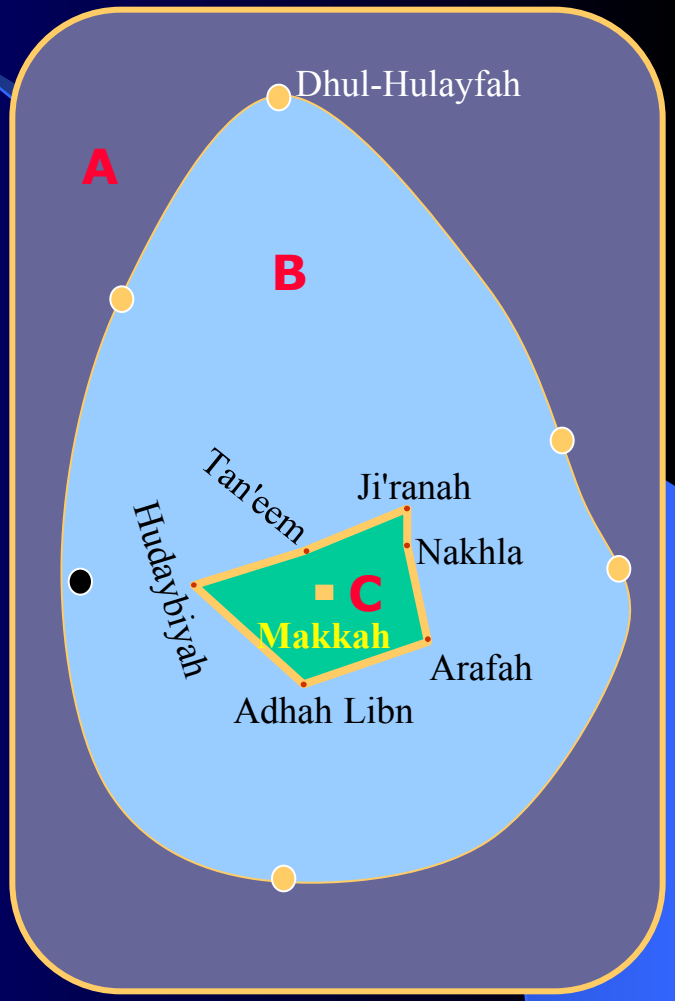

Ihram for Hajj (2)

- You do the same things that you did in your Ihram for the Umra, but you say:

Labbayka Allahumma Hajjaa Here I am O Allah, (intending) Hajj	لبيك اللهم بحج

- You continue the Talbiyah until you throw the pebbles at Jamrat al-'Aqabah on the 10th of Dhul-Hijjah.

Ihram for Hajj (3)

- It is recommended to add the following words straight after starting your Hajj:

Allaahumm Umratan Laa Riyaa'a Feehaa Walaa Sum'ah O Allah I intend Hajj without showing off Allaahumma Mahilee haythu habastanee O Allah I declare state of no Ihraam wherever you restrain me	اللَّهُمَّ حَجَّةً لا رِياءَ فيها ولا سُمْعَة اللهم مَحِلّي حيث حَبسْتني

Mina - 8 Dhul-Hijjah

- Go to Mina in the morning of Yaum at-Tarwiyah (8th of Dhul-Hijjah).
- Pray Dhuhr, Asr, Maghrib, 'Isha and Fajr in their times with qasr (shortening Dhur, Asr and Isha to 2 Rak'at) but not combined.
- Spending this night in Mina is a Wajib (compulsory).
- Use your time to gather your thoughts and prepare for the next day: the day of Arafah.

- Pray in Masjid Al-kheef (Mina). It is reported that 70 prophets prayed in this Masjid.

To Makkah
Masjid Al-Kha
Aziziah
Wadi Muhassir
Modern Slaughter House
King Fahd Road
alifah
©2008 Google

Leaving Mina for Arafah - 9 Dhul-Hijjah

- After sunrise on the day of Arafah, depart for Arafah while making Talbiyah or Takbeer.

Arafah (1) - 9 Dhul-Hijjah

- Arrive at Arafah, before Zawal if possible.

Excellence of the day of Arafah

- The Prophet (صلى الله عليه وسلم) said: "There is no day on which Allah frees more of His slaves from Fire than the Day of Arafah. He draws near, then praises them before the angles, saying: What do they seek?"



Arafah (2) - 9 Dhul-Hijjah

- Pray Dhuhr and Asr at Masjid Namira, two Rak'at each, combined at the time of Dhuhr, after listening to the Imam's sermon.

Arafah (3) - 9 Dhul-Hijjah

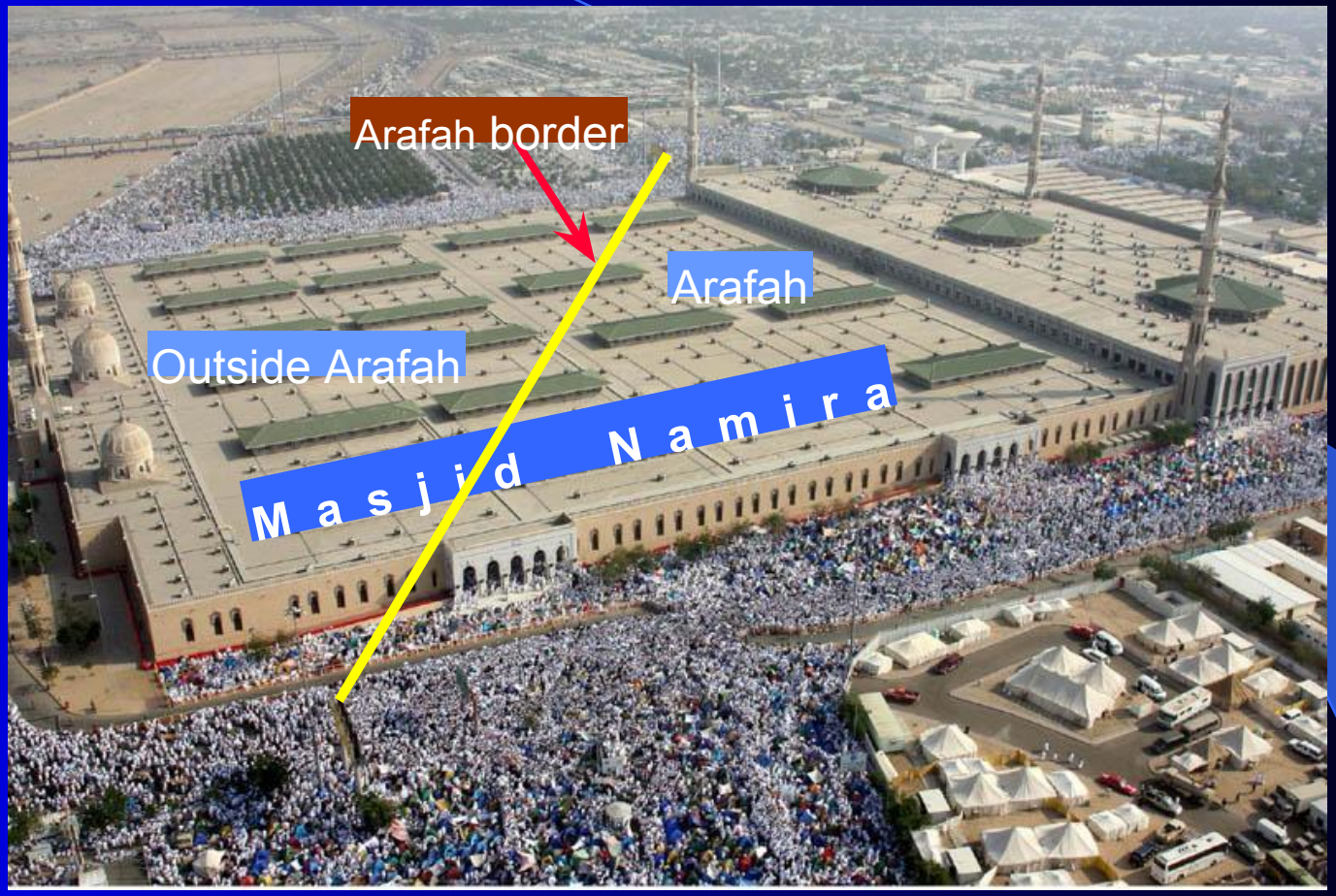

- It may be difficult to go to Masjid Namira because of the crowd. In which case you may pray in your camp with your group. This saves a lot of time.
- Namira is not part of Arafah, but part of the Masjid is within the limits of Arafah.

Arafah (4) - 9 Dhul-Hijjah

- Follow the Sunnah of the Prophet (صلى الله عليه وسلم) and join the Dhuhr and ‘Asr prayers regardless of whether you pray in the Masjid, in your camp or any other location in Arafah.
- After Salat move to your place inside the limits of Arafah, stand facing the Qiblah, raising your hands making Du'a and reciting Talbiyah.
- You may go to the rocks under mountain of mercy



Arafah (6) - 9 Dhul-Hijjah

- The Prophet (صلى الله عليه وسلم) said: "The best thing that I and the Prophets have said on the evening of Arafah is:

لا إلهَ إلا اللهُ وَحدَهُ لا شَريكَ له، لهُ المُلكُ وَلهُ الحَمدُ وَ" هُوَ عَلى كلّ شَيءٍ قدِير"
"Laa ilaha illallaahu wahdahu laa shareeka lahu lahul mulk wa lahul hamdu wa huwa 'alaa kulli shay'in qadeer." There is no god except Allah, He has no partner. To Him belongs all sovereignty and praise, and He is over all things omnipotent.



Arafah





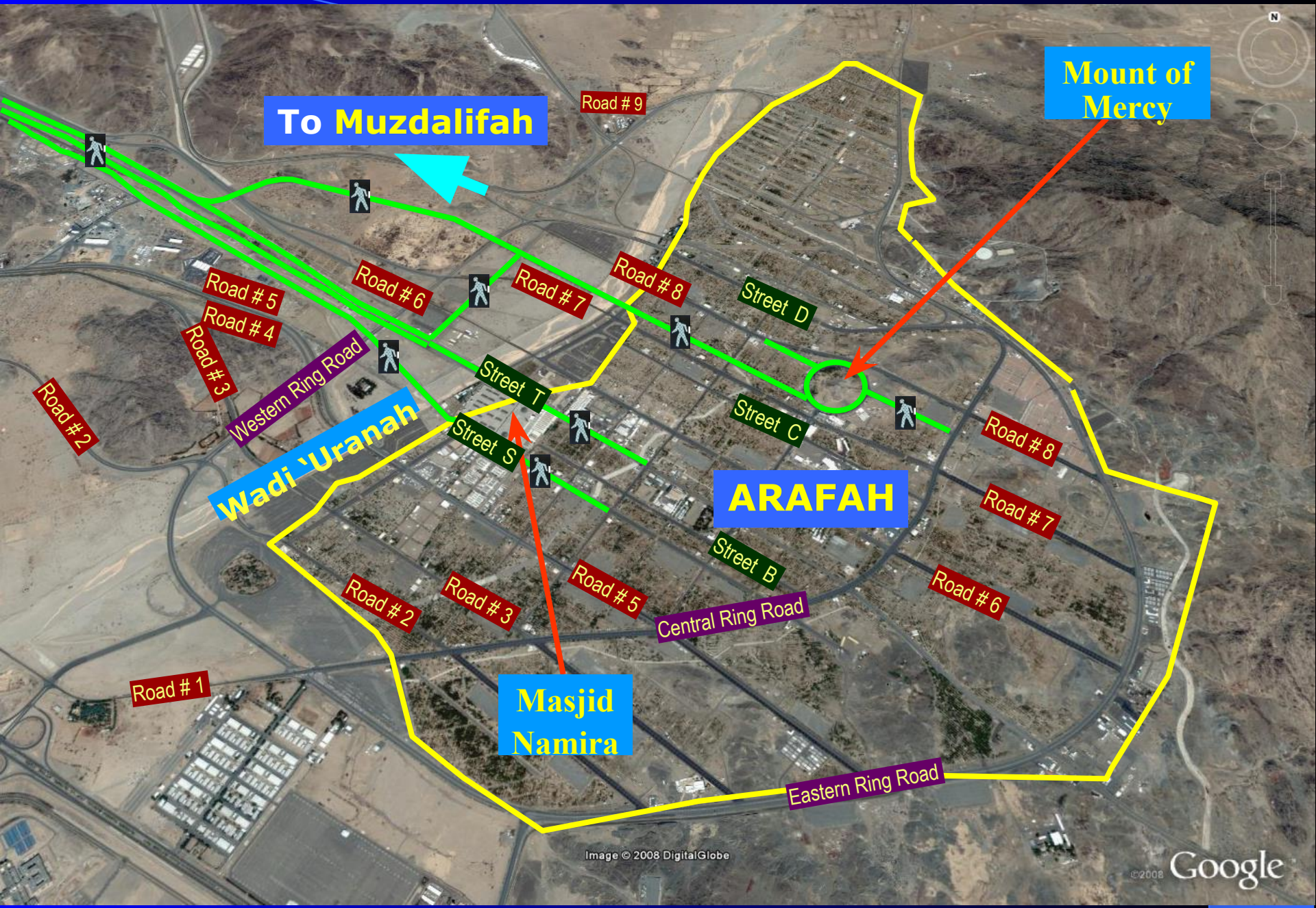
To Muzdalifah
Road # 9
Mount of Mercy
Road # 5
Road # 4
Road # 3
Road # 2
Road # 6
Road # 7
Road # 8
Western Ring Road
Wadi 'Uranah
Street T
Street S
Street D
Street C
Street B
ARAFAH
Road # 8
Road # 7
Road # 6
Road # 5
Road # 3
Road # 2
Road # 1
Central Ring Road
Masjid Namira
Eastern Ring Road
Image © 2008 DigitalGlobe
©2008 Google

Leaving Arafah

- When the sun has set you leave Arafah for Muzdalifah, going with calmness and tranquility, not jostling or pushing people; rather whenever you find room then you go faster.



Leaving Arafah

- Make sure you don't leave until after sunset.
- Caution: Some Hajj operators ask the pilgrims to get in the buses before sunset to get ready to leave after sunset. This is considered as leaving before sunset, because getting ready to leave is considered the time of leaving even though you may not pass the limits of Arafah until after sunset.

Pitfalls related to Arafah

- Fasting the Day of Arafah. The Sunnah for the pilgrim is not to fast that day.
- Leaving Arafah before sunset. Staying until after sunset is a Wajib (or even a Rukn according to Imam Malik).
- Standing outside the limits of Arafah. This invalidates the Rukn and hence the whole Hajj.
- Ascending the Mount of Mercy or facing it during Du'a thinking that it has some merit.
- Wasting time in sleeping or around food or in idle talking or wandering around for no purpose. The Day of Arafah is probably the best day of your life, do NOT waste it in anything other than Du'a and Dhikr of Allah (سبحانه وتعالى).

Muzdalifah (1) – night of 10 Dhul-Hijjah

- When reaching Muzdalifah pray Maghrib, then 'Isha, shortening it (Qasr), and joining the two prayers. You may do them without joining if you arrived in Muzdalifah early.
- You do not pray anything between them or after 'Isha. But always pray Witr.

Muzdalifah (2) – night of 10 Dhul-Hijjah

- Then you sleep until Fajr.
- Pray Fajr at the beginning of its time.

- It is permissible for the weak, women and children to leave after half of the night has passed for fear of the crush of people.

Muzdalifah (4) - 10 Dhul-Hijjah

- Then (if possible) you come to al-Mash'ar al-Haram (a small mountain in Muzdalifah) and face the Qiblah - then recite Takbeer, Tahleel, and make Du'a until the sky becomes very bright.
- Then you leave for Mina before the sun rises, calmly while reciting Talbiyah.
- When you come (if possible) to the river valley of MuHassir (between Mina & Muzdalifah) you hurry.

Masjid al-Mash'ar al-Haram

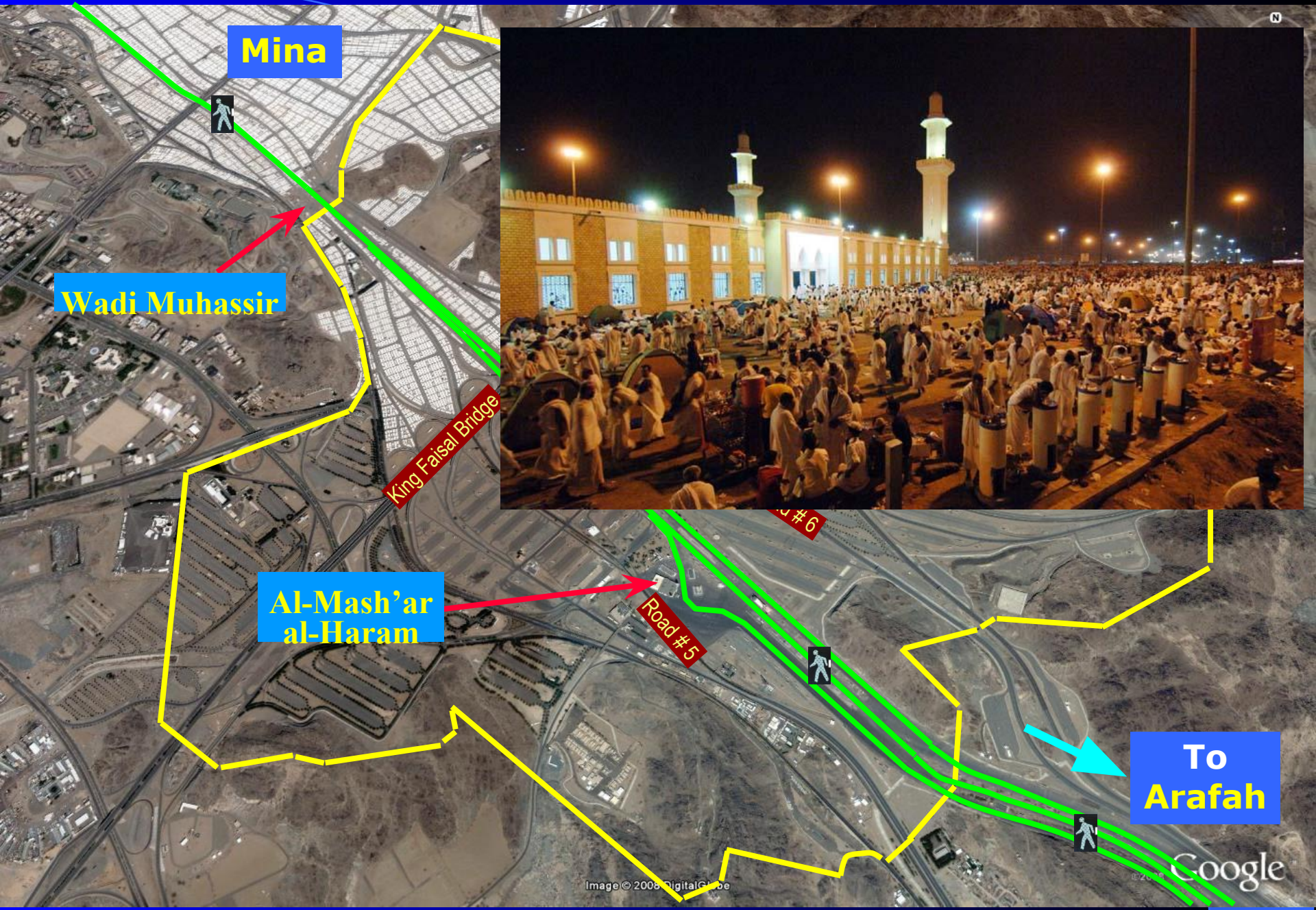
Mina
Wadi Muhassir
King Faisal Bridge
Al-Mash'ar al-Haram
Road #5
To Arafah
Image © 2008 DigitalGlobe
Google

Pitfalls related to Muzdalifah

- Delaying the Maghrib and Isha prayers until after the middle of the night. The Sunnah is to delay the Maghrib and pray it with Isha in Muzdalifah if one reaches Muzdalifah but before the middle of the night. Otherwise it should be prayed anywhere within the time of Isha.
- Spending the night outside of the limits of Muzdalifah. Staying the night within Muzdalifah is a Wajib.
- Thinking that the pebbles have to be collected from Muzdalifah. They can be collected from anywhere.
- Leaving Muzdalifah before Fajr for fear of the crowd. The Prophet (صلى الله عليه وسلم) gave permission to women and the weak only.
- Staying in Muzdalifah until after sunrise. The Sunnah is to leave close to sunrise (right before).

Mina - 10 Dhul-Hijjah
(يوم الحج الأكبر)

- You arrive to Mina the morning of the 10th of Dhul-Hijjah.
- This is the busiest day of Hajj. You will be doing the following:
  1. Stone Jamrat al-'Aqabah
  2. Sacrifice an animal
  3. Shave or trim off your hair
  4. Tawaaf al-Ifadah
  5. Sa'y (Recommended if done during Umrah)
- The Sunnah is to perform the above in the mentioned order but no harm to do them in any order.
- You can even do Sa'y before Tawaaf but not in Tawaaf al Qudoom in Umrah.



Sequence of Manasik on the 10th of Dhul-Hijjah

- Narrated 'Abdullah bin 'Umar: I saw the Prophet near the Jamrah and the people were asking him questions. A man asked, "O Messenger of Allah! I have slaughtered the Hady (animal) before doing the Ramy." The Prophet replied, "Do the Ramy (now) and there is no harm." Another person asked, "O Messenger of Allah! I got my head shaved before slaughtering the animal." The Prophet replied, "Do the slaughtering (now) and there is no harm." So on that day, when the Prophet was asked about anything as regards the ceremonies of hajj performed before or after its due time his reply was, "Do it (now) and there is no harm." Narrated by al-Bukhari.

Mina - 10 Dhul-Hijjah
Throwing Jamrat al-'Aqabah

- The wisdom behind throwing the Jamaat is to follow the Sunnah of our prophet which is the Sunnah of Ibraheem.
- Stone Jamrat al-'Aqabah only on this day, with seven small stones - slightly bigger than the chick-pea.
- Stand facing the Jamrah making Makkah on your left and Mina on your right.
- Say Takbeer (Allaahu Akbar) while throwing each stone.
- The stones has to fall into the circle, otherwise repeat it.
- It is not a condition nor it is Sunnah to intentionally hit the middle post.
- You may throw with thrown (used) stone

Pebbles size

Mina - 10 Dhul-Hijjah
Throwing Jamrat al-'Aqabah

- You cease reciting Talbiyah after throwing the last stone.
- You cannot perform this stoning until after sunrise. And you may delay it after noon, even up to sunset, if you find difficulty in doing it before noon.
- When you have stoned the Jamrah everything becomes lawful for you again except sexual intercourse, so you may wear your clothes and use perfume. This partial freedom is called the small Tahallul (التحلل الأصغر).
- But you need to make Tawaaf al-Ifaadhah before sunset, otherwise you have to go into Ihram state after sunset.

Mina - 10 Dhul-Hijjah
Animal Sacrifice

- Skip this step if you made Tawkeel (deputizing) for animal sacrifice (you bought a coupon).
- It is Sunnah to slaughter the sacrifice your self. Otherwise deputize.
- Slaughter your animal in any part of Mina or Makkah. It will not be valid in any other than these two places
- Slaughtering time is from sunrise of Eid until sunset of 3rd day of Tashreeq
- 7 people may share in 1 camel or cow.
- If some of your family are left home then, if financially capable, you should arrange for Udhiyah to be slaughtered back home.



Mina - 10 Dhul-Hijjah
Animal Sacrifice

- Slaughter facing the Qiblah.
- If it is a sheep/cow then place it on its left side and put your right foot on its right side.
- If it is a camel then tie the left foot so it stands on its remaining legs. Do Nahr while the camel's face is towards Qiblah
- Say Bismillaah Wal-laahu Akbar.
- It is recommended to eat from your sacrificial animal and it is permissible take some home.
- But you must give some to the poor/needy.
- Who cannot afford a sacrificial animal should fast 3 days in Hajj (starting from Ihram on Umrah even including the 3 days of Tashreeq) and 7 when he returns back home.

Mina - 10 Dhul-Hijjah

Shaving

- Shave off all of your hair or shorten it.
- Shaving is better.
- The bold does nothing.
- If you shorten the hair it has to be from all over the head, not part of it only (like the sides).
- It is from the Sunnah to start with the right side of the head.
- The woman gathers her hair then shortens it from the end the length of a finger joint.
- No harm if someone, male or a female who is still in his state of ihram, to shave others or shave him/herself.

Makkah - 10 Dhul-Hijjah
Tawaf al-Ifadah

- Then you go off that day to Makkah and make Tawaf al-IfaDah in the same way as in the Tawaf of arrival, except that there is no Idtiba' (uncovering right shoulder) or Ramal (bold walk) in this Tawaf.
- As before, pray two Rak'ah behind Maqaam Ibraheem, if possible, or anywhere in the Masjid if not.
- If you didn't do this Tawaaf on this day before sunset then you need to return to your Ihram state and put your Ihram clothes.
- If the menses of a woman did not stop where she must leave with her group and she can not stay behind, then she should arrange to stay behind with her mahram.



Makkah - 10 Dhul-Hijjah
Sa'y between Safa & Marwa

- Then you do Sa'y between the Safa and Marwa as before.
- This Sa'y is not obligatory but recommended in Hajj Tamattu'
- After this Sa'y you are in a state of complete Tahallul (التحلل الأكبر). All restrictions of Ihram are lifted.
- Drink from Zamzam.
- Return to Mina.



Mina - 11, 12, 13 Dhul-Hijjah

- Stay in Mina for the days of Tashreeq (أيّام التشريق) and their nights.
- It is preferable to stay in Mina during these days than going to Makkah. This is the Sunnah of the Prophet (صلى الله عليه وسلم).
- Most scholars consider the staying in Mina as a Wajib.
- You may go at night to make Tawaf and return to Mina if you wish. It is reported that the Prophet (صلى الله عليه وسلم) did it.

Mina - 11, 12, 13 Dhul-Hijjah

Ramy

- Stone the 3 Jamarat each with seven pebbles in each of those days, after Zawal i.e. Dhuhr time.
- After the first Jamarah move forward and stand facing the Qiblah for a long time making Du'a while raising your hands.
- After the second Jamarah move forward and to the left. Face Qiblah and make Du'a for a long time while raising your hands.
- After the last Jamarah move forward and do not stop.

Mina - 12 or 13 Dhul-Hijjah
Leaving Mina

- You may leave Mina before sunset if you wish after you perform the Ramy on the 12th of Dhul-Hijjah.
- Staying to perform the Ramy on the 13th is preferable as it is the Sunnah of the Prophet (صلى الله عليه وسلم).

Pitfalls of Ramy (pelting)

- Performing the Ramy during the Days of Tashreeq before Zawal (midday). The Prophet (صلى الله عليه وسلم) did the Ramy in all three days after Zawal. It is permissible to delay it until after Asr or even to the night if it's too crowded.
- Throwing the pebbles all at once. They have to be thrown one by one.
- Thinking that the pebble has to hit the post or the wall. It is sufficient to cast the pebble into the circled area.
- Putting the pebbles into the circles area without casting. They have to be pelted.
- Casting more than 7 pebbles. Only 7 is required.
- Pushing and shoving. Do not harm the people.
- Throwing objects other than small pebbles, like shoes, sticks, umbrellas and large rocks. Only small stones are allowed.
- Making Tawkeel (deputizing) in Ramy without a valid reason (like illness). Only those who are unable physically to throw can deputize.

Pitfalls related to Mina

- Spending the days of Mina and their nights outside of Mina (like Makkah). Permission is given only to those with a valid reason (like caring for the sick or someone who cannot afford staying in Mina). Otherwise a Wajib is missed.
- Some pilgrims go to Makkah to perform Tawaf al-Wada' and return to Mina to do the Ramy. Tawaf al-Wada' (not the Ramy) should be the last act of the pilgrim.
- Leaving Mina before the 12th of Dhul-Hijjah. Pilgrims can leave Mina only on the 12th after performing Ramy of the 3 Jamarat, or on the 13th after Ramy as well.

Mina at night

Old Jamarat Shape

New Jamarat Shape



Old Jamarat Bridge (1963 – 2006)

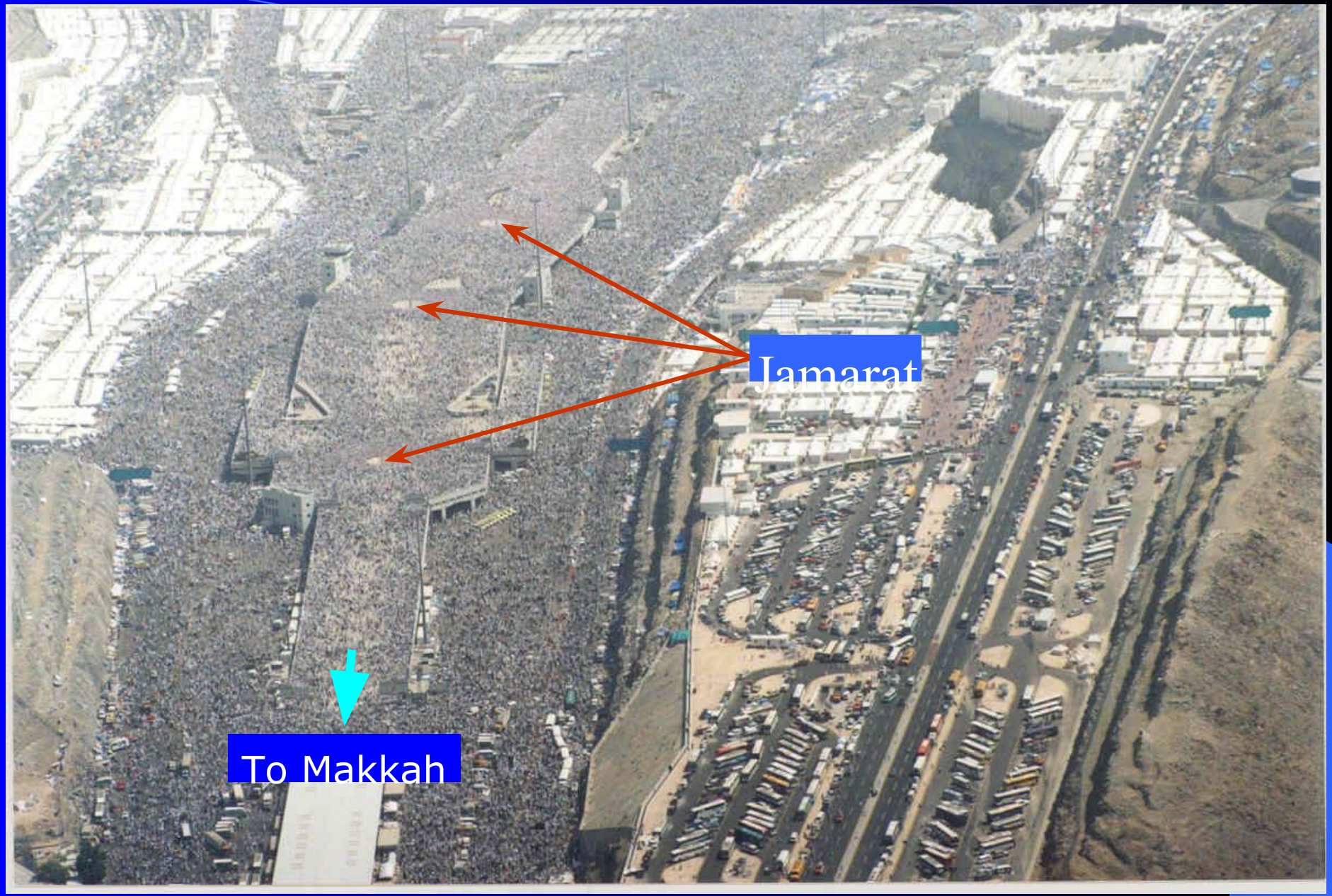

Old Jamarat Bridge (Aerial view)

New Jamarat Bridge (Aerial view)



Jamarat – Mina, 1953
[The National Geographic Magazine – July 1953]

Floods in Mina 12-12-1425 H. (2005)

Mina Border Signpost

Makkah - Last day

- The Prophet (صلى الله عليه وسلم) said: "None of you should depart until he makes his last act Tawaf of the House."
- It is only applicable to Hajj i.e. not to Umrah
- Farewell Tawaf (al-Wada') is an obligatory act on everyone doing Hajj except:
  1. menstruating women. They are excused.
  2. people living in Makkah. They may not do it.
- if the menses of a woman stopped before she had left then she may do Farewell Tawaf
- When you finish the Tawaf you leave the Masjid walking normally - not backwards.
- The prophet (صلى الله عليه وسلم) used to carry Zamzam water with him in water skins and containers, and he used to pour it upon the sick and give it to them to drink.

1 - Ihram

- Assume Ihram from a Meeqat or your residence if you are inside Meeqat boundaries
- Clean yourself and take a shower / perfume on body
- Put on two Ihram garments & slippers/sandals
- Pray prescribed Salah & 2 Rak'ah if Meeqat is TH
- Start your Hajj saying "labbaykal-lahumma bi-Hajj"
- Recite Talbiyah
- Go to Mina on the 8th of Thul-Hijjah

2 - Mina - 8th

- Arrive in Mina in the morning
- Spend the day and night there
- Pray Duhr, Asr, Maghrib, Isha & Fajr in their time with Qasr but no combining
- Leave Mina for Arafah after sunrise (9th)

3 - Day of Arafah - 9th

- Arrive in Arafah ideally before or around Duhr on the 9th
- Pray Duhr and Asr combined with Qasr early in the time of Duhr
- Spend the day in supplication and remembrence of Allah
- Leave Arafah for Muzdalifah after sunset

4 - Muzdalifah - 10th

- Arrive in Muzdalifah at Maghrib or Isha
- Pray Maghrib and Isha combined with Qasr
- Sleep the night until Fajr
- Pray Fajr early in its time & then make Dhikr
- Leave Muzdalifah for Mina shortly before sunrise

5 - Mina - 10th

- Arrive in Mina in the morning
- Go to Jamrat al-Aqabah and stone it with 7 pebbles
- First Tahallul: Take off Ihram towels. All restrictions lifted except sexual intercourse
- Take a shower and put on normal clothes
- Slaughter your animal
- Shave or trim off your hair
- Go to Makkah for Tawaf al-Ifadah

6 - Makkah - 10th

- Proceed to al-Masjid al-Haram
- Do Tawaf al-Ifadah before sunset
- Do Sa'y if you didn't do it in Umrah
- Full Tahallul: All restrictions lifted
- Go back to Mina

7 - Mina - 11th, 12th & 13th

- Spend the days of Tashreeq and their nights in Mina
- Stone the 3 Jamarat every day between Duhr and Maghrib
- You may leave on the 12th after stoning and before sunset if you wish

8 - Makkah – Last Day

- Perform Tawaf al-Wada' (farewell Tawaf)
- Make it the last thing you do in Makkah

Pillars of Hajj

Pillars of Hajj – أركان الحج

1. Ihram - الإحرام
2. Standing in Arafah – الوقوف بعرفة
3. Tawaf al-Ifadah – طواف الإفاضة
4. Spend one night in Muzdalifah (after Arafah) – المبيت بمزدلفة
5. Praying Fajr at Muzdalifah (except for the week and women and chldren)

(your first Sa'ee is sufficient for both tyeps of Hajj Qiraan or Tamattu')

OR your Hajj will...

Obligations of Hajj

Obligations of Hajj – واجبات الحج

1. Ihram from the Meeqat – الإحرام من الميقات
2. Stand in Arafah until after sunset – الوقوف بعرفة إلى الليل
3. Stay overnight in Mina during the days of Tashreeq – المبيت بمنى
4. Stoning the Jamarat, and in order – رمي الجمرات و على الترتيب
5. Shaving or cutting the hair short – الحلق أو التقصير
6. Tawaf al-Wada' (farewell Tawaf) – طواف الوداع

Visiting al-Madinah al-Munawarah…

Haram of Madinah

- Allah's Messenger (صلى الله عليه وسلم) declared Madinah to be as sacred as Abraham (صلى الله عليه وسلم) had declared Makkah to be. The Prophet (صلى الله عليه وسلم) said, "What lies between its two lava plains is sacred."
- He also (صلى الله عليه وسلم) pointed towards the Madinah with his hand and said: "It is a safe sanctuary."

Merits of Madinah (1)

- It is the land of the Prophet's migration (صلى الله عليه وسلم).
- Its people are his neighbors and supporters.
- It is the abode of Faith, for to it returns Faith at the end of time.
- At its entrances, there are Guardian Angels. Neither the Dajjaal nor the Plague will be admitted to it.
- It is land of Revelation.
- It has: Masjid al-Nabawi / Rawdah / Masjid Quba / Uhud/Baqee' al-Gharqad / Uhud Martyrs

Merits of Madinah (2)

- Allah's Messenger (صلى الله عليه وسلم) made these supplications:
  - O Allah! Make Madinah as dear to us as You made Makkah dear or more. (1)
  - O Allah! Increase in Madinah twice the blessing (Thou showered) upon Makkah. (2)
  - O Allah! Bless our Madinah, bless us in our Sa` and Mudd, and make twice Thy blessing. (3)
  - Let him die in Madinah who can do so.

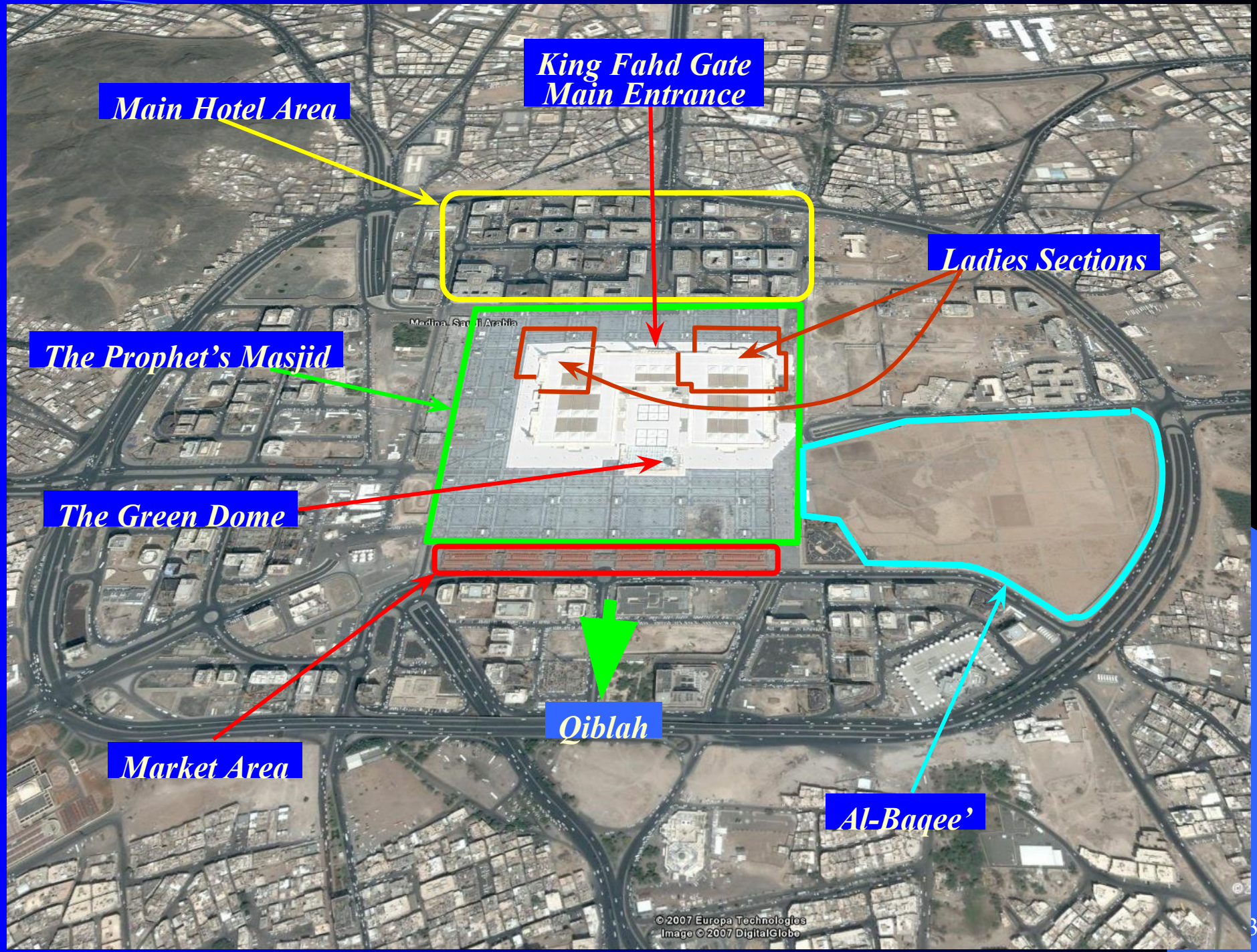
King Fahd Gate
Main Entrance
Main Hotel Area
Ladies Sections
The Prophet's Masjid
The Green Dome
Qiblah
Market Area
Al-Baqee'
© 2007 Europa Technologies
Image © 2007 DigitalGlobe

Masajid to Be Visited

- The only two Masjids in Madinah to visit with the intention of performing Salat are the Masjid of the Prophet (صلى الله عليه وسلم) and Masjid Quba (the first Masjid in Islam).
- Other mosques and sites in Madinah may be visited for their historical value.
- It is neither an obligation nor a condition for Hajj to visit the Prophet's mosque or his grave.
- There are many fabricated ahadith about visiting the Prophet's grave. Beware when reading these ahadith and always verify the reference and level of authenticity.

Masjid Quba

- The prophet (صلى الله عليه وسلم) used to go to Masjid Quba on Saturday morning and pray two Rak'at there. In a Hadith, he (صلى الله عليه وسلم) said that doing so is equivalent to performing a Umra.
- Masjid Quba is located south of Madinah at 2.34 miles (3.75km) from the Prophet's Masjid.

Masjid Quba

Al-Masjid An-Nabawi

- Salat in the Masjid of the Prophet (صلى الله عليه وسلم) is better than 1000 Salat elsewhere, except Masjid Al-Haram and Aqsa.
- Salat in the Masjid of the Prophet is better than

  27x1000 = 27,000 Salat
- Salat in the expansions of the Masjid has the same merit as Salat in the original Masjid.

The Rawdah
الروضة الشريفة

- Narrated Abu Hurairah, in the collection of Bukhari, the Prophet (صلى الله عليه وسلم) said:
  "The space between my house and my pulpit is one of the gardens of Paradise (Rawdah), and my pulpit is at my Fountain."
- Rawdah is always full and it is difficult at times to find a spot for Salat there.

Map of the Prophet's Masjid

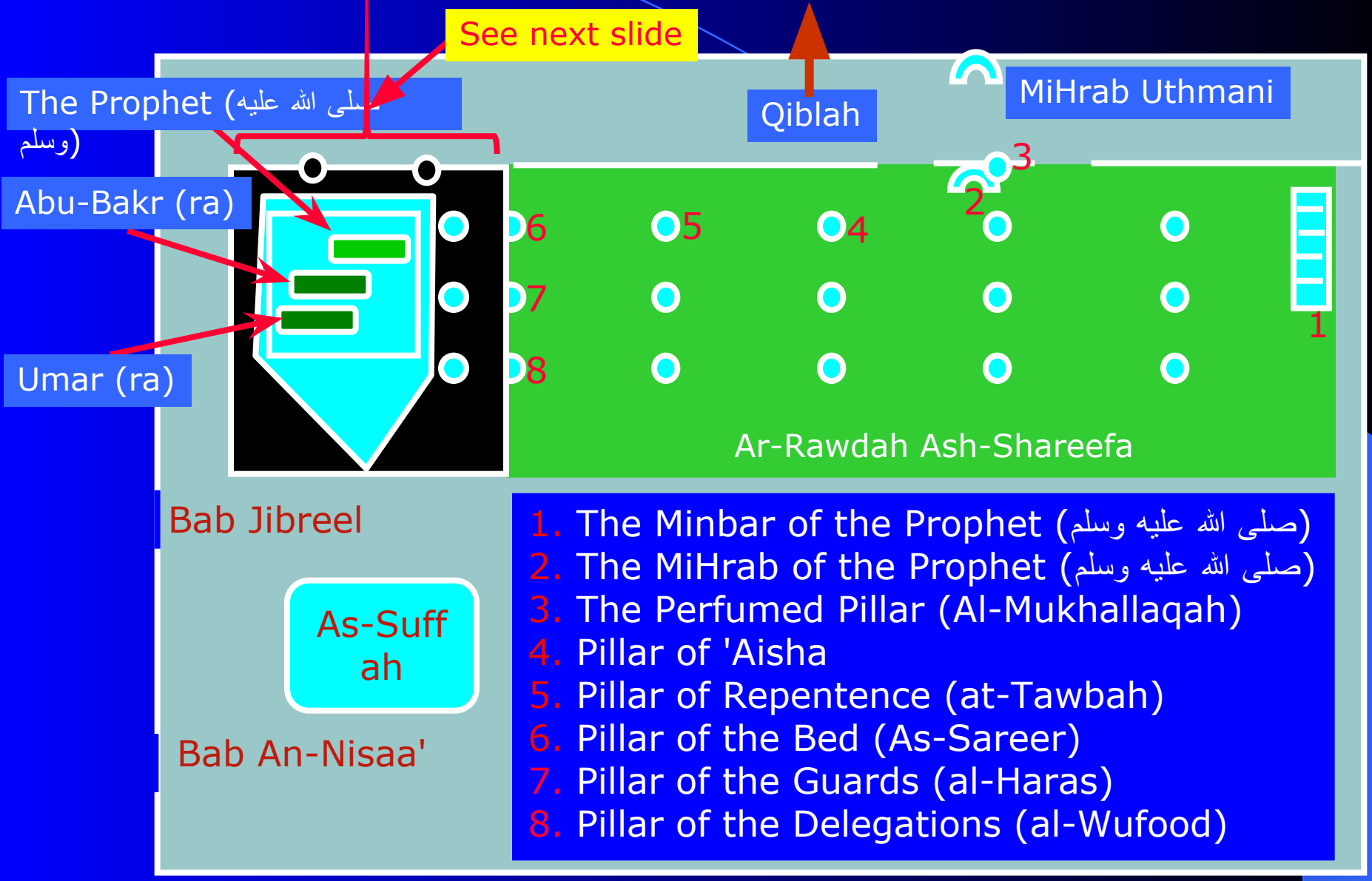

The Prophet's tomb

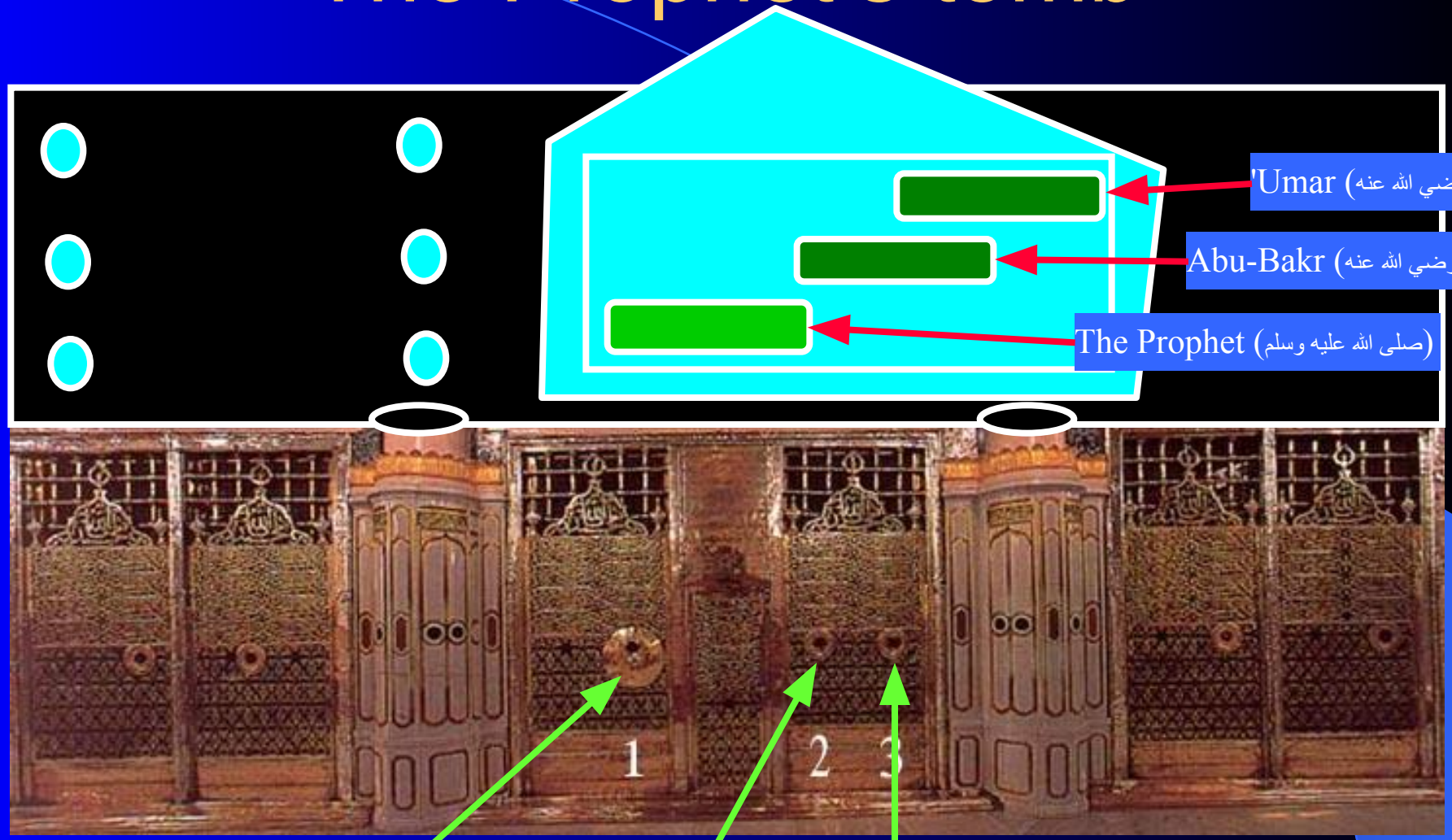

Visiting the Prophet's grave (1)

- The etiquette of entering the Prophet's Masjid is the same as any other Masjid. Enter with the right foot, say the Du'a and pray Tahiyyatul-Masjid.
- Walk respectfully with calmness, and say salam to the Prophet (صلى الله عليه وسلم) when you get in front of the first big hole in the middle section of the brass screen.
- Move to the next small hole and say salam to Abu Bakr As-Siddeeq (رضي الله عنه).
- Move to the third small hole and say salam to 'Umar Ibn Al-Khattaab (رضي الله عنه).



Repeating the Visit (1)

- Visit the grave of the Prophet (صلى الله عليه وسلم) and say your salam to him. But do not repeat the visit except if you came from travel, as there is a warning from him (صلى الله عليه وسلم) not to take his grave as Eid (i.e. something that you do repeatedly). He said:

”Do not let your homes turn into graves (i.e. do not stop praying in them), and do not make my grave a place of festival. Send blessings upon me, for your blessings would reach me wherever you are.“ [Ahmad and Abu-Dawud]	لا تجعلوا بيوتكم قبورا ولا تجعلوا قبري عيدا وصلوا علي فإن صلاتكم تبلغني حيث كنتم.]أحمد و أبو داود[

Repeating the visit (2)

- Anyone can send Salam to the Prophet (صلى الله عليه وسلم) from anywhere.

Narrated Said Ibn Mansoor that Abdullah Ibn Hasan Ibn Hasan Ibn Ali saw a man making many visits to the Prophet's grave; so he told him: "Oh You! The Messenger of Allah said: do not make my grave a Eid, and make Salat upon me wherever you are, for your Salat will reach me. You and a man from Andalusia are the same in this regard."	وروى سعيد بن منصور أن عبد الله بن حسن بن حسن بن علي رأي رجلاً يُكثِر الاختلاف إلى قبر النبي ـ صلى الله عليه وسلم ـ فقال له: "يا هذا، إن رسول الله ـ صلى الله عليه وسلم ـ قال: لا تتخذوا قبري عيدًا، وصلوا عليَّ حيثما كنتم فإن صلاتكم تبلغني، فما أنت ورجل بالأندلس منه إلا سواء"

Visiting al-Baqee’

- Visit the graveyard of al-Baqee' (البقيع)where most of the Companions of the Prophet (صلى الله عليه وسلم) and his wives are buried, and make Du'a for them. The Prophet (صلى الله عليه وسلم) used to say:

Assalamu 'alaikum ahla-d diyar mina-l-mu'mineena wa-l-muslimeen, wa innaa in shaa'a Allahu bikum lahikun. Nas'alu Allaha lanaa wa lakum al-'aafiya. Peace be upon you people of these dwellings, believers and Muslims. And we will be joining you, if Allah wills. We ask Allah safety for you and for us.	السلام عليكم أهل الديار من المؤمنين والمسلمين وإنا إن شاء الله بكم لاحقون نسأل الله لنا ولكم العافية

Al-Baqee' Graveyard

Uhud

The Prophet's Masjid & Al-Baqee'
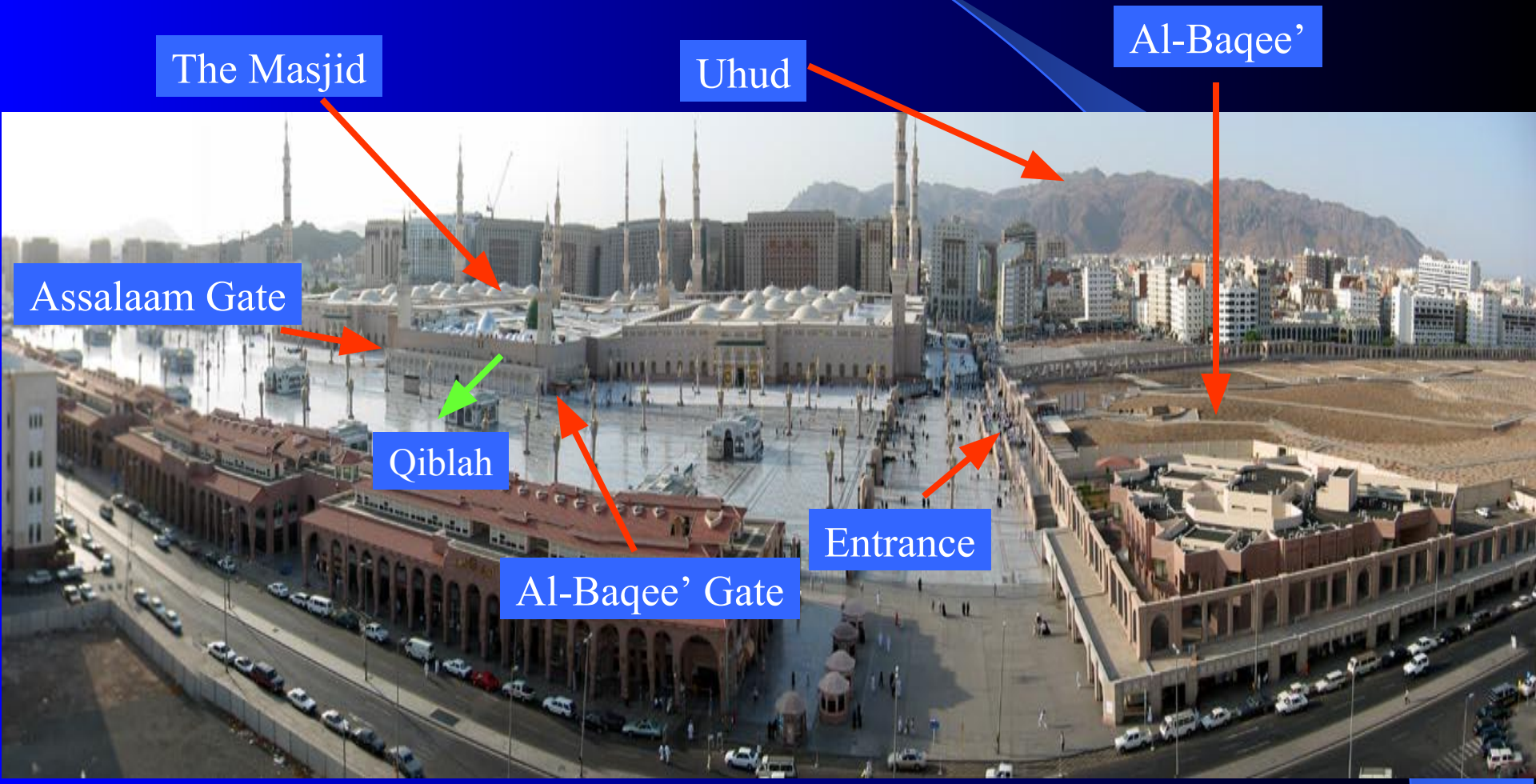
المسجد النبوي و البقيع